

American

2nd Edition

# Family and Friends

3

Student Book




with  
DIGITAL  
PACKAGE

OXFORD

Tamzin Thompson  
Naomi Simmons



American  
**Family and Friends**  
2nd Edition  
**3**  
Student Book



Tamzin Thompson  
Naomi Simmons

OXFORD  
UNIVERSITY PRESS



# Scope and sequence

## Starter: My family

Family words

Months of the year

Numbers 1-100

Comparatives

page 4

### Words

### Grammar

### Phonics

### Skills

## 1 They're from Australia!

page 8

Countries  
Seasons /  
Home

**Simple present: be**  
*Where are you from?*  
*I'm from Mexico.*

**Consonant blends:**  
**cr:** crayon  
**dr:** draw, drink  
**sp:** spoon **sn:** snake  
**pl:** play

**Reading:** a story: *The Lazy Bear*  
**Listening:** identifying details about age, birthday, country, seasons  
**Speaking:** asking and answering about age, country, and favorite season  
**Writing:** capitalizing proper nouns and sentence beginnings; writing about myself (WB)

## Fluency Time! 1

## Playing games

## Craft: a card game

page 14

## 2 My weekend

page 16

Hobbies

**like + verb + ing**  
*I like reading. I don't like fishing.*  
*Does he like playing chess?*  
*Yes, he does. / No, he doesn't.*

**Magic e:**  
**a\_e:** face, space  
**i\_e:** kite, bike  
**o\_e:** rope, stone  
**u\_e:** June, cube

**R:** a hobbies forum  
**L:** identifying details about different pen pals  
**S:** choosing a pen pal based on hobbies  
**W:** full forms and short forms of *be* and *have*; writing an email about my hobbies (WB)

## Geography Time!

## Continents

## Project: a globe

page 22

## 3 My things

page 24

My things /  
phrasal verbs  
Collections

**your / our / their**  
*That's their CD player.*  
**Can for permission / requests**  
*Can I use your computer?*  
*Yes, you can. / No, you can't.*

**Words with ar:**  
*car, park, shark, star, scarf*

**R:** a school project  
**L:** identifying details about collections  
**S:** talking about collections  
**W:** punctuation marks: question marks, commas, and periods; writing about a child's collection (WB)

## Review 1

page 30

## 4 We're having fun at the beach!

page 32

Water sports  
Adjectives to  
describe places

**Present progressive: affirmative and negative**  
*I'm swimming.*  
*She isn't snorkeling.*

**all endings:**  
*ball, mall, wall, tall, small*

**R:** a vacation brochure  
**L:** identifying details about beach activities  
**S:** describing what you like doing on the beach  
**W:** spelling rules for the present progressive; writing about my trip (WB)

## Fluency Time! 2

## Things in common

## Craft: a survey chart

page 38

## 5 A funny monkey!

page 40

Zoo animals  
Adjectives to  
describe emotions  
and things

**Present progressive: questions and short answers**  
*Is the crocodile eating the sandwich?*  
*Yes, it is. / No, it isn't.*

**or and aw spellings:**  
**or:** fork, horse, corn  
**aw:** straw, paw, yawn

**R:** a story: *The Lion and the Mouse*  
**L:** identifying different frames of a cartoon strip  
**S:** describing different frames of a cartoon strip  
**W:** using quotation marks; writing a fact file about animals (WB)

## Science Time!

## Animals

## Project: a fact card

page 46

## 6 Jim's day

page 48

Daily routine  
Time words

**Simple present: affirmative, negative and questions**  
*I have breakfast at eight o'clock.*  
*Do they live in a big house?*  
*Yes, they do. / No, they don't.*

**oy and oi spellings:**  
**oy:** boy, toy, oyster  
**oi:** coin, oil, soil

**R:** a website: Cyber School  
**L:** identifying details about a student's day  
**S:** describing daily routine  
**W:** proper nouns; writing information about me (WB)

## Review 2

page 54

## 7 Places to go!

page 56

Places in town  
Performances

**Simple present and adverbs of frequency:**  
*always, sometimes, never*  
*I sometimes go to the library.*  
**Prepositions of time: on, at, in**

**ow and ou spellings:**  
**ow:** cow, clown, flower  
**ou:** house, round, mouse

**R:** a movie review  
**L:** identifying details about free time activities  
**S:** describing free time activities  
**W:** verbs, adjectives and prepositions; writing an invitation email (WB)

## Fluency Time! 3

## Things we are good at

## Craft: a poster

page 62



8

## I'd like a melon!

page 64

Food

**Countable and uncountable nouns***a, an, some**I'd like a melon.**Would you like a banana? Yes, please. / No, thanks.***Id and It endings:***Id: child, shield, field**It: belt, quilt, adult***R: a recipe****L: identifying what people want at the market****S: a role play: at the market****W: adjective order; writing a recipe (WB)**

## Science Time!

## Health

## Project: a food pyramid

page 70

9

## The fastest animal in the world

page 72

Describing places

**Comparative adjectives***Mexico is bigger than the U.K.***Superlative adjectives***The highest mountain in the world is Mount Everest.***nd, nt, and mp****endings:***nd: hand, pond**nt: plant, tent**mp: lamp, camp***R: an article: World Records****L: identifying geographical features****S: describing geographical features****W: placement of adverbs of frequency; writing about things I do (WB)**

## Review 3

page 78

10

## In the park!

page 80

In the park  
Verbs**must / mustn't for rules and obligations***You must turn off your cell phone.**You mustn't walk on the grass.***Long vowel sound a:***rain, train**Monday, tray**case, race***R: a story: The Gingerbread Man****L: identifying library rules****S: describing library rules****W: using and / or in sentences; writing school rules (WB)**

## Fluency Time! 4

## Giving directions

## Craft: a map of an island

page 86

11

## In the museum

page 88

Transportation  
Prepositions**Simple past with be: affirmative and negative***There was / wasn't a park in our town fifty years ago.***lots of, some, any***There were / weren't some trains a hundred years ago.***Time words and phrases: yesterday, last week /***year / Monday, (fifty years) ago, then***Long vowel sound e:***ice cream, dream**queen, green**jelly, happy***R: a history poster: The First Thanksgiving****L: identifying aspects of settler life****S: describing aspects of settler life****W: using paragraphs in writing; writing about my town in the past and now (WB)**

## Social Studies Time!

## Transportation

## Project: a transportation chart

page 94

12

## A clever baby!

page 96

Adjectives to describe people

**Simple past with be and have: affirmative and negative***I wasn't tall when I was five. You were happy on vacation.**I had math class last week.***Long vowel sound i:***night, light**sky, dry**smile, shine***R: a poem: My Grandma****L: distinguishing details about a boy****S: making true / false statements about a boy****W: using and and but in sentences; writing about my family (WB)**

## Review 4

page 102

13

## The Ancient Mayans

page 104

Verbs  
Adjectives to describe things**Simple past with regular verbs: affirmative and negative***They lived 2,000 years ago.**They didn't live in apartments.***Long vowel sound o:***snow, elbow**coat, soap**nose, stone***R: an information poster: Hammocks****L: identifying details about someone's day****S: describing details of someone's day****W: using topic headings in paragraphs; writing about the Ancient Mayans (WB)**

## Fluency Time! 5

## Describing people

## Craft: a party scene

page 110

14

## Did you have a good day?

page 112

School things  
Camping things**Simple past questions***Did you have a good day?**Yes, I did. / No, I didn't.***Wh- questions: what / when / where***What did you watch last night? A movie.***Long vowel sound u:***moon, boot**blue, glue**tune, tube***R: an interview****L: identifying the events of a camping trip****S: describing the events of a camping trip****W: using time words to show the sequence of events; writing about my school day (WB)**

## Art Time!

## What is art?

## Project: a collage

page 118

15

## Our vacation!

page 120

Vacation things  
Time words**be going to + verb***He's going to play basketball tomorrow.**Are you going to swim in the ocean?**Yes, I am. / No, I'm not.***Words with oo:***book, wool, wood,**hood, cook***R: an email****L: identifying details about a boy's school vacation****S: discussing plans for the following week****W: opening and closing remarks in an email, postcard, or letter; writing an email to a friend (WB)**

## Review 5

page 126



# Starter

## My family

### Lesson One

#### 1 Listen, point, and repeat. 01

grandma grandpa mom dad

aunt uncle brother sister cousin

Max Holly Amy Leo

Hello. I'm <sup>1</sup> Leo and I'm 11. Amy is my sister. We have a big family.

Hi. I'm <sup>2</sup> \_\_\_\_\_. I'm Leo's sister. I have an aunt and an uncle and I have two cousins.

Hi. I'm <sup>3</sup> \_\_\_\_\_. I'm seven. Max is my brother. He's nine.

Hello. I'm <sup>4</sup> \_\_\_\_\_. I have a sister. Her name is Holly. She's seven. We have two cousins. Their names are Amy and Leo.

#### 2 Read and write the names.

#### 3 Listen and check. 02




1 Read and write T (true) or F (false).



- |  |               |  |               |
|--|---------------|--|---------------|
| 1 The red car is bigger than the blue car.   | <u>  T  </u>  | 2 The green car is bigger than the blue car. | <u>      </u> |
| 3 The green car is faster than the red car.  | <u>      </u> | 4 The red car is faster than the green car.  | <u>      </u> |
| 5 The blue car is slower than the green car. | <u>      </u> | 6 The blue car is slower than the red car.   | <u>      </u> |


2 Write.




The elephant is bigger (big) than the monkey.



The giraffe is            (tall) than the zebra.



The donkey is            (fast) than the cow.



The goat is            (small) than the horse.

3 Read and write T (true) or F (false).

- |                          |               |
|--------------------------|---------------|
| 1 It was sunny.          | <u>  T  </u>  |
| 2 The children were sad. | <u>      </u> |
| 3 The girl was hungry.   | <u>      </u> |
| 4 The boy was thirsty.   | <u>      </u> |
| 5 Mom and Dad were cold. | <u>      </u> |





## Lesson Three

### 1 Listen and sing. 03



### Twelve months in a year





January, February, March, and April,  
January, February, March, and April,  
January, February, March, and April,  
Twelve months in a year!



May, June, July, then August and September,  
May, June, July, then August and September,  
May, June, July, then August and September,  
Twelve months in a year!



October, November, and December,  
October, November, and December,  
October, November, and December,  
Twelve months in a year!



### 2 Speaking Ask and answer about you.

When's your birthday?

My birthday is in June.

How old are you?

I'm nine.



1 Listen, point, and repeat. 04



2 Listen, point, and repeat. 05



3 Write the answers.

1 ten + fifty = sixty

3 twenty + twenty = \_\_\_\_\_

5 thirty-two + twenty-seven = \_\_\_\_\_

7 forty-five + thirty-five = \_\_\_\_\_

2 seventy + ten = \_\_\_\_\_

4 sixty-three + thirty-one = \_\_\_\_\_

6 ninety-two + eight = \_\_\_\_\_

8 ten + twenty-eight = \_\_\_\_\_






# They're from Australia!

## Lesson One Words

1 Listen, point, and repeat. 06



2 Listen and read. 07





1 Listen to the story again and repeat. Act.

2 Look and say.

Let's learn!

I

I'm from South Korea.

Where **are you** from?

He / She / It

He's from Brazil.

Where **is he** from?


You / We / They

They're from Mexico.

Where **are they** from?



3 Read and check (✓).



1 He's from South Korea. ☐

She's from South Korea. ☒



2 They're from Brazil. ☐

She's from Brazil. ☐



3 We're from Spain. ☐

He's from Spain. ☐



4 They're from the U.S.A. ☐

I'm from the U.S.A. ☐

4 Write.

We're She's He's They're

1 Bao is nine. He's from Vietnam.

2 Jenny is eight. \_\_\_\_\_ from Australia.


3 Maria and I are friends. \_\_\_\_\_ from Mexico.

4 Jack and Carl are brothers. \_\_\_\_\_ from the U.S.A.



## Lesson Three Grammar and Song

### 1 Speaking Think of a boy or a girl. Ask and answer.



Is it a girl?

Yes, it is.

Where is she from?

She's from South Korea.

How old is she?

She's eight.

It's Ji-Young!

### 2 Write about three people.

Ji-Young is eight. She's from South Korea. Tom is ...

### 3 Listen and sing.



### 4 Sing and do.



### Where are you from?

I'm from Brazil.

It's nice to meet you!

Hello, hello,

Nice to meet you, too.

This is my friend.

He's from the U.S.A.

Hello, hello,


How are you today?

Where are you from?

I'm from \_\_\_\_\_.


Hello, hello,

How are you today?






1 Listen, point, and repeat. 09



2 Listen and chant. 10



3 Read the chant again. Circle the words from Exercise 1.

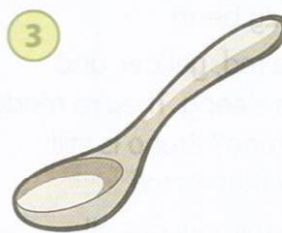
4 Circle the beginning letters. Listen and check. 11



br dr cl tr



tr cl cr sl



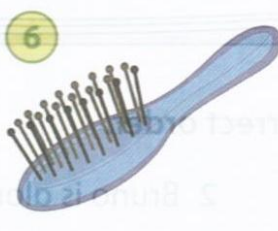
sm br st sp



dr sn cr pl



pr sn pl fr



sn br dr sp



cr tr cl dr



sp cr fl pl



## Lesson Five

### Reading

- 1 Listen, point, and repeat.  12



spring



summer



fall



winter



garden



season

- 2 Describe what's happening in the pictures below.

- 3 Listen and read.  13

### The Lazy Bear

It's spring in the forest. It's warm and sunny, and all the animals are awake, but Bruno the bear is still asleep. Bruno is very lazy!

Now it's summer. It's hot and there are lots of flowers. The animals are happy because they love summer. But where's Bruno? Bruno is still asleep. What a lazy bear!

In the fall, the leaves are red, yellow, and orange. The animals are sleepy. They're ready for winter. But where's Bruno? Bruno is still asleep, he doesn't know that it's fall.

Now it's winter and the animals are all asleep in their warm homes. But where's Bruno? Bruno is awake! He's in his garden. "What a nice long sleep," he says.



"Oh no! It's winter! I'm all alone." Bruno isn't happy. He goes back to bed.

Now it's spring again. The animals play in the forest. They're very happy. The world is warm and sunny again. But where's Bruno?

"Bruno!" the animals shout. Bruno is awake again. He's happy now. He's hungry, too. He wants his breakfast!



- 4 Read again and put the sentences in the correct order.

1 The animals play in the forest. ☐

2 Bruno is alone in the garden. ☐

3 It's warm and sunny. ☒

4 The animals are all sleeping. ☐

5 Bruno wants his breakfast. He's hungry. ☐

6 It's fall. The animals are sleepy. ☐



Listening

1 Listen and check (✓).  14

1 How old is Katie?



2 When is her birthday?



3 Where is she from?



4 What is her favorite season?



Speaking

2 Ask and answer about you.

How old are you?

I'm nine.

Where are you from?

I'm from Australia.

What's your favorite season?

My favorite season is summer.

Writing preparation

We use **capital letters** with:

countries – Spain

months – April

names – Billy

We start new sentences  
with **capital letters**.

My name is Helen.

3 Write the sentences with capital letters.

1 jenny is ten. she's from brazil.

2 i'm from spain.

3 alex is from brazil.

4 is kim from thailand?

5 it's hot in australia in december.

6 he's from mexico.

7 her birthday is in june.

Complete  
the writing  
task on page  
13 of the  
Workbook.

page  
13



# Fluency Time! 1




## Everyday English

### 1 Watch and listen. Read and say. 15



Tom: Let's play Snap!  
 Anna: OK. That's a great idea.  
 Anna: Whose turn is it?  
 Tom: It's my turn. Snap!



Anna: How many cards do you have?  
 Tom: Ten. I'm the winner! I have more cards than you.  
 Anna: Congratulations.

### 2 Watch and listen. Answer Yes or No. 16

- 1 Are they playing a card game? \_\_\_\_\_
- 2 Are they playing with their mom? \_\_\_\_\_
- 3 Does Anna have ten cards? \_\_\_\_\_
- 4 Is Anna the winner? \_\_\_\_\_

### 3 Speaking Ask and answer.

my    your    his    her

8    10    6




Whose turn is it?

How many cards do you have?

I have eight cards. I'm the winner.

Congratulations.




It's your turn.



1 Watch the story again. Act. 

2 Make *Snap* cards.



1 Color the pictures. Cut out the cards.



2 Take turns to turn over the cards.  
If they are the same, say *Snap*.

3 **Speaking** Use the *Snap* cards and say.





Lesson One Words

1 Listen, point, and repeat. 17



read comics



skateboard



do gymnastics



play chess



fish



play basketball



take photos



play volleyball

2 Listen and read. 18

1

**Amy** I have lots of fish! Come on, Max!  
**Max** I don't like fishing. I like reading.  
**Amy** Fishing is easy. You can read your book, too.  
**Max** OK.

2

**Max** I have a fish!  
**Leo** Wow! It's a big fish!  
**Max** Help!

3

**Leo** Take a photo, Amy!  
**Dad** That's a great fish, Max!  
 We can have it for lunch!

4

**Leo** It's time to go home, Max.  
**Max** Let's stay! I like fishing now!



1 Listen to the story again and repeat. Act.

2 Look and say.

Let's learn!

I / You / We / They

I **like** reading.

I **don't like** fishing.

Do you **like** playing chess?

Yes, I **do**. No, I **don't**.


He / She / It

He **doesn't like** skateboarding.

Does he **like** playing chess?

Yes, he **does**. No, he **doesn't**.

I like fishing! Do you like fishing?



3 Read and circle.



- 1 The girl likes / doesn't like reading comics.
- 2 Dad likes / doesn't like taking photos.
- 3 The boys like / don't like playing basketball.
- 4 Mom likes / doesn't like painting.

4 Write.



He likes playing chess.



They like skateboarding.



She likes fishing.




He likes playing volleyball.



## Lesson Three Grammar and Song

### 1 Speaking Think of a boy. Ask and answer.

	Alex	Lee	Fred	Max	Jack	Billy
						
						
						

Does he like fishing?

Does he like skateboarding?

Does he like playing basketball?

It's Alex!

Yes, he does.

No, he doesn't.


No, he doesn't.

### 2 Write about a boy.

Lee doesn't like fishing. He likes skateboarding. He ...

### 3 Listen and sing.

### 4 Sing and do.



### I'm happy it's the weekend!

Dad likes playing basketball,  
He also likes playing chess.  
Mom likes playing tennis,  
But I like fishing best!




I'm happy it's the weekend,  
Hip, hip, hip, hooray!  
My family loves the weekend,  
We have fun all day!

Mom likes drawing pictures,  
And I like drawing, too.  
Dad likes taking photos,  
So we have lots to do!





1 Listen, point, and repeat. 20



Magic e  
makes the  
vowel long!

2 Listen and chant. 21



Let's play together, me and you.  
I have a kite,  
And a jump rope, too.

I have a cube,  
And a toy from space.  
Look. It has a purple face.

3 Read the chant again. Circle the words from Exercise 1.

4 Complete the words. Listen and check. 22

a\_e i\_e o\_e u\_e



k \_ i \_ t \_ e \_



f \_ c \_



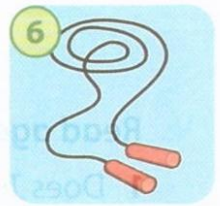
st \_ n \_



sp \_ c \_



b \_ k \_



r \_ p \_



## Lesson Five

### Reading

1 Listen, point, and repeat. 23



play the guitar



shop



cook



paint



play the piano




visit family

2 Look at the text. Where are the children from?

3 Listen and read. 24

## What hobbies are popular in your country?

Hi! My name's Kelly and I'm from the U.S.A. My friends have lots of hobbies. They like playing computer games and watching DVDs. My best friend Janet and I like playing sports, too. Janet loves playing volleyball, but she doesn't like playing basketball. I love reading comics, too.



Hi. I'm Nuria and I'm from Spain. My friends like playing computer games and sports. I don't like sports, but I love music. I like playing the guitar and the piano. My friend Sandra and I like traditional Spanish dancing, too! We have dance lessons every Monday!



I'm Diego and I'm from Mexico. My friends like watching TV and listening to music. I like watching soccer on TV, and listening to pop music. My sisters love painting pictures and they like shopping with my mom.



4 Read again and answer the questions.

1 Does Janet like playing basketball? No

2 Does Kelly like reading comics? \_\_\_\_\_

3 Does Diego like watching soccer? \_\_\_\_\_

4 Does Nuria like sports? \_\_\_\_\_

5 Do Nuria and Sandra like dancing? \_\_\_\_\_

6 Do Diego's sisters like painting? \_\_\_\_\_



Listening

1 Listen and match. What do they like? 25



- 1 b  
2 \_\_\_\_\_  
3 \_\_\_\_\_  
4 \_\_\_\_\_



Speaking

2 Ask and answer.



**Billy likes ...**  
playing volleyball  
reading comics  
playing basketball



**Shani likes ...**  
cooking  
playing tennis  
painting



**Ting likes ...**  
watching TV  
playing chess  
playing the piano



**Lisa likes ...**  
playing the guitar  
taking photos  
shopping

I want a pen pal.

I like taking photos.

What do you like doing?

Lisa likes taking photos.  
Write an email to Lisa!

Writing preparation

We use an **apostrophe (')** to make contractions.

Full form	Short form	Full form	Short form
I am	→ I'm	is not	→ isn't
she is	→ she's	are not	→ aren't
it is	→ it's	do not	→ don't
we are	→ we're	does not	→ doesn't
they are	→ they're		

3 Write the short form.

- Yusuf doesn't (does not) like playing volleyball.
- Katie \_\_\_\_\_ (does not) have a brother.
- The children are at school. \_\_\_\_\_ (They are) in the classroom.
- We \_\_\_\_\_ (are not) hungry.

Complete the writing task on page 21 of the Workbook.

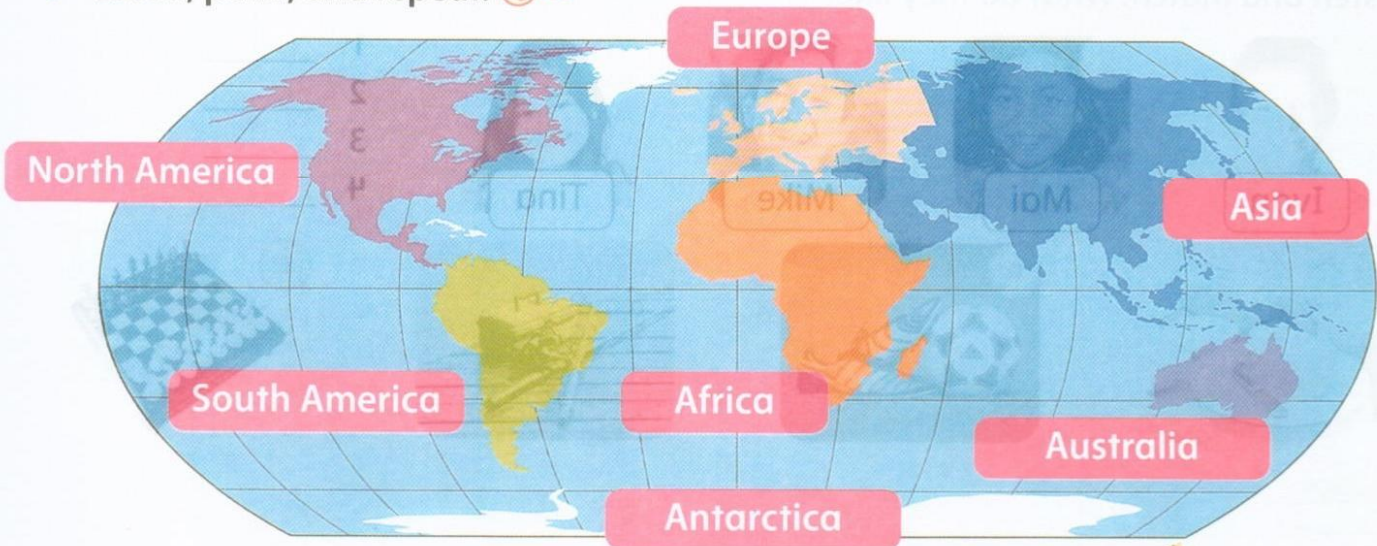
page 21



# Geography Time!

## Topic: Continents

1 Listen, point, and repeat. 26



2 Listen and read. 27

## CONTINENTS

**Australia** is a continent and a country. It's a small continent, but it's a very big country, with interesting animals like koalas and kangaroos.

**Europe** is bigger than Australia. It has over 50 countries, including the U.K., Italy, and Spain.<sup>1</sup>

**South America** has about fourteen countries, including Argentina, Peru, and Brazil.<sup>2</sup>

**Antarctica** is a very cold, windy continent. It is 98% covered in ice. No people live there.

**North America** is larger than South America. It has about 40 countries, including the U.S.A, Canada, and Mexico.<sup>3</sup>

**Africa** is a very big continent. There are over 50 countries in Africa, including Egypt, Kenya, and Ghana.<sup>4</sup>

**Asia** is bigger than Africa. It has about 50 countries, including China, Japan, India, and South Korea.<sup>5</sup>

3 **Think!** Write another country in the boxes for five of the continents.



## Project


### 1 Listen and match the countries to the continents. 28

- 1 Peru ☐
- 2 Mexico ☐
- 3 Morocco ☐
- 4 Thailand ☐
- 5 Poland ☐

- a Europe
- b Asia
- c North America
- d Africa
- e South America



### 2 Project. Make a globe.

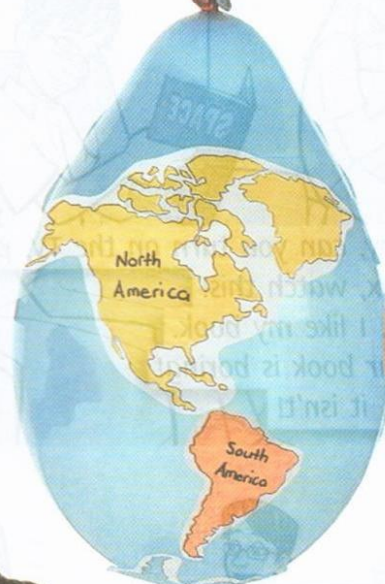


Color and label the continents on the map.



Cut out the continents. Glue them onto a balloon. Then write about your globe.

This is a globe. It has seven continents. I live in North America.



### 3 Present your project.

- 1 What continent do you live in?
- 2 How many countries are in your continent?
- 3 What do you know about your continent?



This is my globe. There are seven continents. I live in North America. It's a big continent.







Lesson One Words

1 Listen, point, and repeat. 29



2 Listen and read. 30





- 1 Listen to the story again and repeat. Act.
- 2 Look and say.

### Let's learn!


You	This is <b>your</b> CD.
We	That's <b>our</b> computer.
They	That's <b>their</b> CD player.

I / You / He / She / It / We / You / They

Can I **use** your computer?

Yes, you **can**. No, you **can't**.

Can you **turn off** the DVD player, please?



### 3 Write.

**your** **our** **their**

Is this <sup>1</sup> your computer?



Yes, it's <sup>2</sup> \_\_\_\_\_ computer.

<sup>3</sup> \_\_\_\_\_ dog is small.

<sup>4</sup> \_\_\_\_\_ dog is big.



Is this <sup>5</sup> \_\_\_\_\_ MP3 player?



No, it's <sup>6</sup> \_\_\_\_\_ MP3 player.

### 4 Write.



Can we turn on the TV?

No, you can't.



Can he have dinner at our house?



Can I use your computer?



Can we listen to our CD?



## Lesson Three Grammar and Song

### 1 Speaking Ask and answer.

open the window      help me with my homework      turn on the TV  
turn off the CD player      close the door      put on your coat



What's Picture 2?

Can you open the window, please?

What's Picture 6?


Can you help me with my homework, please?

### 2 Close your book and write three questions.

Can you open the window, please?

### 3 Listen and sing. 31


### 4 Sing and do.



### It's rainy today


It's rainy today.  
Can we watch a DVD?  
It's rainy today.  
Can we play our new CD?  
It's a rainy day.  
Can we watch TV?  
Can you watch a show with me?  
It's a rainy day.

It's sunny today.  
Can we play out in the sun?  
It's sunny today.  
We can have a lot of fun.  
Can we run and can we play?  
Can you play with me all day?  
It's a sunny day.





1 Listen, point, and repeat. 32



2 Listen and chant. 33



3 Read the chant again. Circle the words with *ar*.

4 Match the words that rhyme. Write.

farm star art shark



start

b



car

☐



art



park

☐



arm

☐





## Lesson Five

### Reading


1 Listen, point, and repeat.  34




stickers



posters



comics



postcards



pins



shells


2 Describe what you can see in the pictures below.

3 Listen and read.  35

### Our Collections

I love soccer and I have a collection of soccer stickers. I have 60 stickers and they're in a special sticker book. My friends have sticker collections, too. I give my friends some of my stickers and they give me some of their stickers.

Tony, 9



The children in Class 3B like collecting things. Look at their collections!



I have a great collection of pins. I have 50 pins. They are in my bedroom. My pins have lots of different pictures on them. My favorite pin has a picture of a cute rabbit on it. I wear my pins on my jackets, bags, and hats. They're really cool!

Emily, 10

4 Read again and write.

Emily      Tony

1 Tony loves soccer.

2 \_\_\_\_\_ has a pin collection.

3 \_\_\_\_\_ has 50 pins.

4 \_\_\_\_\_ has 60 stickers.





5 \_\_\_\_\_ has a special book.





6 \_\_\_\_\_ wears pins on her jackets.



Listening

1 Listen and match. What do they collect? 36

<p>1</p>  <p>Jon</p>	<p>2</p>  <p>Lisa</p>	<p>3</p>  <p>Tom and Emma</p>	<p>4</p>  <p>Jenny</p>	<p>1 <u>  c  </u></p> <p>2 <u>          </u></p> <p>3 <u>          </u></p> <p>4 <u>          </u></p>
---	--	--	---	--

<p>a</p>  <p>20</p>	<p>b</p>  <p>50</p>	<p>c</p>  <p>100</p>	<p>d</p>  <p>80</p>
--	---	---	---

Speaking

2 Look at the pictures. Ask and answer.

Does Jon have a collection?

Yes, he does. He has a shell collection.

How many shells does he have?

He has one hundred shells.

Writing preparation

Look at the punctuation marks.

Do you have lots of comics?  
We have a DVD player, a camera, and a computer.

3 Write the punctuation marks.

- 1 I collect pins and stickers \_\_\_\_\_
- 2 Do you have a sister \_\_\_\_\_
- 3 We have a CD player \_\_\_\_\_ a computer \_\_\_\_\_ and a television \_\_\_\_\_
- 4 Can I use your camera \_\_\_\_\_

Complete the writing task on page 29 of the Workbook.

page

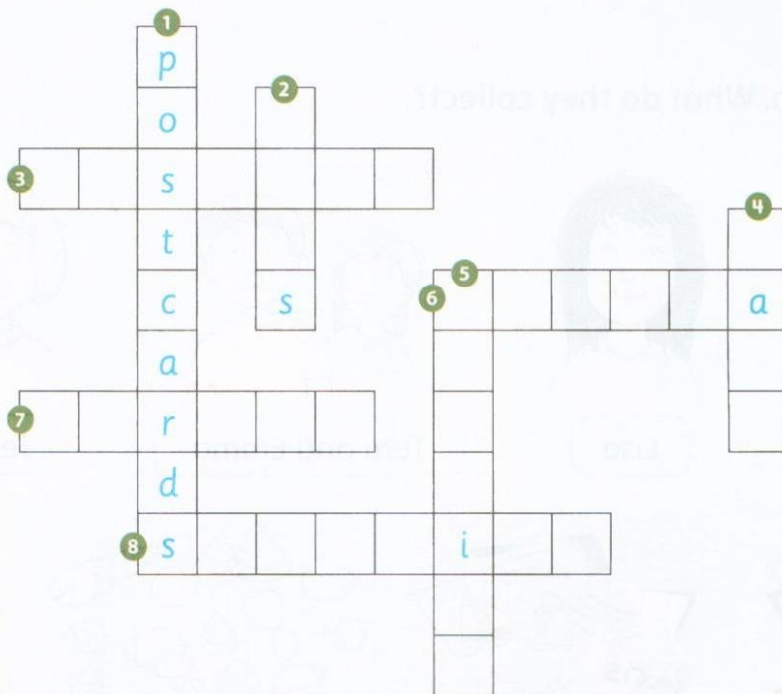
29



## Review 1

### 1 Complete the crossword.

Down



Across



### 2 Write the correct words.


season so Neither camera playing taking country

Hi! I'm Kirstie and I'm nine. I'm from Australia. It's a hot <sup>1</sup> country.  
My favorite <sup>2</sup> \_\_\_\_\_ is summer. I like <sup>3</sup> \_\_\_\_\_ volleyball on  
the beach. My brother, Rob, is eight. He likes playing soccer and  
<sup>4</sup> \_\_\_\_\_ do I! It's great. Rob doesn't like fishing. <sup>5</sup> \_\_\_\_\_ do I.  
I prefer <sup>6</sup> \_\_\_\_\_ photos. I have a great <sup>7</sup> \_\_\_\_\_.



### 3 Read and write T (true) or F (false).




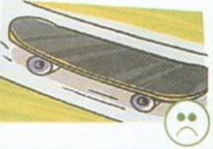


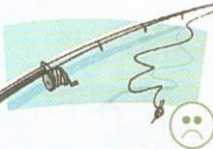





- 1 Nan is from Mexico. F
- 2 Lucas and Bruno are from Brazil. \_\_\_\_\_
- 3 Billy is from the U.S.A. \_\_\_\_\_
- 4 Rosa is from South Korea. \_\_\_\_\_
- 5 Kate and Megan are from Australia. \_\_\_\_\_
- 6 Trí is from Thailand. \_\_\_\_\_





4 Write.

like likes don't like doesn't like

Lucas	Jo and Sue	Rosa	Lee	Jon and Gary	Emma
					
					

- Lucas likes playing volleyball. He doesn't like fishing.
- Jo and Sue like doing gymnastics. They like playing the piano.
- Rosa likes reading comics. She doesn't like playing chess.
- Lee likes skateboarding. He likes painting.
- Jon and Gary like taking photos. They like playing the guitar.
- Emma likes cooking. She likes shopping.

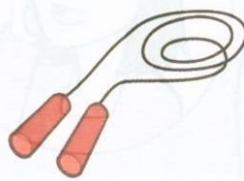

5 Read and write the numbers.

- Can I use your MP3 player?
- Can we have a cake?
- Can we watch our DVD?
- Can I play in their yard?



6 Read and complete the words.

a\_e i\_e o\_e u\_e



- I can ride a b i k e.
- I have a puzzle. It's a c u b.
- My jump r o p e is very long.
- Look! This toy is from s p a c e.
- The dog is sitting on a big s t o n e.



Play a game! ▶



## We're having fun at the beach!

## Lesson One Words

## 1 Listen, point, and repeat. 37



swim



sail



dive



surf



kayak



windsurf



snorkel



waterski

## 2 Listen and read. 38



**Amy** Hello, Mom! We're having fun at the beach!


**Amy's mom** That's good. Is Max in the water?

**Amy** No, he isn't. He's reading his book.



**Amy's mom** Is Holly in the water?

**Amy** No, she isn't. She's playing with her ball.




**Amy** Leo is in the water.

**Amy's mom** Oh, yes. Leo likes snorkeling.

**Amy** He isn't snorkeling. He's surfing. He's very good.

**Max** Look! Leo is standing on his hands!

**Holly** Wow!



**Max** Oh, no! Leo is falling!

**Amy** Leo isn't surfing now. He's swimming!



- 1 Listen to the story again and repeat. Act.
- 2 Look and say.

### Let's learn!

I

I'm **swimming**.

I'm **not** swimming.

He / She / It


He's **surfing**.

He **isn't** snorkeling.

You / We / They


We're **sailing**.

They **aren't** waterskiing.



### 3 Read and match.

- 1 She's windsurfing.
- 2 They're snorkeling.
- 3 He's diving.
- 4 She's waterskiing.
- 5 He's kayaking.
- 6 They're surfing.



### 4 Write.

's    isn't    're    aren't



He isn't sleeping.  
He 's eating.



They \_\_\_\_\_ taking photos.  
They \_\_\_\_\_ drawing pictures.



She \_\_\_\_\_ playing with a ball.  
She \_\_\_\_\_ reading a book.




We \_\_\_\_\_ swimming.  
We \_\_\_\_\_ windsurfing.



# Lesson Three Grammar and Song

## 1 Speaking Look and say.

eat a sandwich / eat ice cream      wear a hat / wear sunglasses  
waterski / surf      look at a bird / look at a fish



The boy isn't eating ice cream. He's eating a sandwich.




It's Picture B!

## 2 Write about one of the pictures.

Picture A: The boy is eating ice cream. He isn't ...

## 3 Listen and sing. 39

## 4 Sing and do.



### At the beach!

We're playing at the beach today,  
We're having lots of fun.  
We're swimming and we're surfing,  
And we're sitting in the sun.


We all like playing at the beach,  
It's sunny here today.  
We can windsurf at the beach,  
And we can swim and play.

We're sailing in our little boat,  
My dad is helping me.  
We're snorkeling and diving,  
There are lots of fish to see.






1 Listen, point, and repeat. 40




2 Listen and chant. 41



3 Read the chant again. Circle the words with *all*.

4 Complete the words.



wall



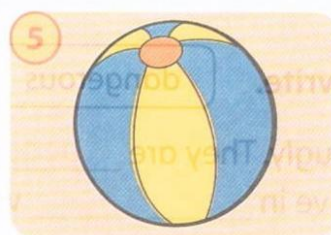
tall



small



mall



ball





# Skills Time!

## Lesson Five

### Reading

1 Listen, point, and repeat. 42



2 Look. What can you do with the dolphins?

3 Listen and read. 43

## Dolphin Dreams

Are you looking for the perfect vacation?

**Dolphin Dreams is the perfect vacation! We take people in our boats and we visit dolphins. You can swim with beautiful dolphins!**

**Do you know ... ?**

- ☀ Dolphins aren't dangerous. They are very friendly. They love playing with people.
- ☀ Dolphins can't breathe under water, but they can stay under water for about 15 minutes.
- ☀ Dolphins live in families.
- ☀ Dolphins have names. Their names are special sounds. They use the sounds to call their friends and family.
- ☀ Dolphins can't live in polluted water. They can only live in clean water.

**BOOK YOUR VACATION TODAY!**

4 Read again and write.

dangerous   polluted   clean   beautiful

- Dolphins aren't ugly. They are beautiful.
- Dolphins can't live in \_\_\_\_\_ water.
- They can live in \_\_\_\_\_ water.
- Dolphins are safe. They aren't \_\_\_\_\_.



Listening

1 Listen and write the numbers. 44



Speaking

2 Ask and answer about you.

snorkeling swimming surfing diving waterskiing  
windsurfing playing sailing kayaking

What do you like doing at the beach?

I like snorkeling.

Writing preparation

Present progressive verbs - spelling

cook → cook + ing = cooking

take → take + ing = taking

3 Write the correct form of the verbs.

- I like watching (watch) dolphins.
- Do you like \_\_\_\_\_ (take) photos?
- I like \_\_\_\_\_ (cook).
- Does Joanna like \_\_\_\_\_ (write) emails?
- My friend doesn't like \_\_\_\_\_ (listen) to music.
- Do you like \_\_\_\_\_ (read)?


Complete the writing task on page 37 of the Workbook.

page 37




## Everyday English

### 1 Watch and listen. Read and say. 45



Tom: I love playing soccer!  
Anna: I don't. I prefer playing tennis.  
Tom: Oh! I don't like tennis.



Anna: I don't like skateboarding.  
Tom: Neither do I. But I like playing volleyball!  
Anna: Great! So do I!

### 2 Watch and listen. Write ✓ or ✗ for the things they like and don't like. 46

	Orange juice	Fishing	Playing games
Anna	✓		
Tom			

### 3 Speaking Talk with your friend.


play tennis   fish   take photos   paint   play computer games  
play chess   skateboard   read comics



I like playing tennis.

I don't like fishing.

I like playing chess.



So do I!


Neither do I.

I don't. I prefer playing computer games.




1 Watch the story again. Act. 

2 Make a survey chart.



1 Choose four pictures. Color the pictures and cut them out. Then glue the pictures on your chart.



2 Write the names of three friends at the top of the chart. Complete the survey about you. Then guess your friends' answers.

3 **Speaking** Talk with your friends and complete the chart.



I like taking photos.


I don't like playing basketball.

Neither do I. It's boring.

I love fishing. It's great.

I don't. I prefer skateboarding.

So do I!





## Lesson One Words

1 Listen, point, and repeat. 47



penguin



zebra



monkey



kangaroo



camel



lizard







flamingo



crocodile

2 Listen and read. 48





- 1 Listen to the story again and repeat. Act.
- 2 Look and say.

### Let's learn!

I

Are you reading?

Yes, I am. No, I'm not.

He / She / It

Is the monkey eating the sandwich?

Yes, it is. No, it isn't.


You / We / They

Are they eating?

Yes, they are. No, they aren't.

Is the crocodile sleeping?

No, it isn't.



- 3 Read and check (✓).



Is the boy reading?

Yes, he is.

☐

No, he isn't.

☒


Are the girls playing chess?

Yes, they are.

☐

No, they aren't.

☐


Is the monkey playing with a ball?

Yes, it is.

☐

No, it isn't.

☐


Is Mom shopping?

Yes, she is.

☐

No, she isn't.

☐

- 4 Write.

1 Are the flamingos flying?

No, they aren't.

2 Is the lizard sleeping?

\_\_\_\_\_

3 Is the woman painting?

\_\_\_\_\_

4 Are the monkeys eating bananas?

\_\_\_\_\_






## Lesson Three Grammar and Song

### 1 Speaking Think of a girl. Ask and answer.

wear a hat write in a notebook eat a sandwich take a photo



Is she wearing a hat?

Yes, she is.

Is she taking a photo?

No, she isn't.

Is she eating a sandwich?

No, she isn't.


It's Amy!

### 2 Write about a girl.

Ruth is taking a photo. She's ...

### 3 Listen and sing.

### 4 Sing and do.



### Are the monkeys climbing?

Are the monkeys climbing?

Yes, they are.

Are the zebras running?

Yes, they are.

Are the tigers walking?

Are the parrots talking?

Are the monkeys climbing?

Yes, they are.

Are the penguins swimming?

Yes, they are.

Are the parrots flying?



Yes, they are.

Are the lizards eating?

Are the lions sleeping?

Are the penguins swimming?

Yes, they are.






1 Listen, point, and repeat. 50



2 Listen and chant. 51




3 Read the chant again. Circle the words with *or* and *aw*.

4 Circle the odd one out.

1 fork	sport	<u>paw</u>	2 draw	short	straw
3 yawn	horse	corn	4 paw	straw	fork

5 Complete the words with *or* and *aw*.





# Skills Time!

## Lesson Five

### Reading


- 1 Listen, point, and repeat.  52



- 2 Describe what's happening in the pictures below.

- 3 Listen and read.  53

## The Lion and the Mouse



One day, a lion is sleeping. A mouse runs over the lion's nose and the lion wakes up. The lion is angry. The mouse is scared. "I'm very sorry," says the mouse. "Don't eat me! I can help you one day."



The lion laughs. "That's funny!" it says. "You are little! How can you help me?" But the lion is not angry now. The mouse runs away.



One year later, the lion is walking in the jungle. A big net falls over the lion. The lion opens its mouth and roars. The mouse hears the lion and it runs to help. "I can help you," says the mouse. The mouse chews the net and makes a big hole. The lion is free. "Thank you," says the lion. "You are little, but you are kind."

- 4 Read again and write.

lion mouse




- |                                |  |
|--------------------------------|--|
| 1 The <u>lion</u> is sleeping. | 2 The _____ is angry.                  |
| 3 The _____ is little.         | 4 The _____ opens its mouth and roars. |
| 5 The _____ runs away.         | 6 The _____ chews a hole in the net.   |



## Lesson Six

### Listening

1 Listen and write the numbers. 54



### Speaking

2 Look at the pictures. Ask and answer.

climb eat sleep watch run

Is the monkey eating in Picture c?

No, it isn't. It's climbing.

Is the tiger sleeping in Picture c?

No, it isn't. It's eating.

### Writing preparation

We use **quotation marks** to show that someone is speaking.

"Don't move," says the mouse.

"I can help you."

3 Write the quotation marks.

1 "Thank you," says the lion.

2 I'm Emma, says the girl.

3 I'm your new teacher, says Mr. Brown.

4 These are your desks, he says. Please sit down.

Complete the writing task on page 45 of the Workbook.

page

45



# Science Time!

## Topic: Animals

1 Listen, point, and repeat. 55



sheep



cow



chicken



turkey



llama

2 Listen and read. 56



## LLAMAS



Farmers keep different animals for different uses. They keep sheep for their wool and meat, and they keep cows for their milk and meat. They keep turkeys for their meat, and they keep chickens for their eggs. But some farmers keep more unusual animals, too.

Llamas are becoming popular farm animals these days because they are friendly animals and they are very useful. Llamas have long legs, long necks, and small heads. They have wool coats. People can use llama wool to make clothes and blankets. Llamas can also carry things, and they make very good guard animals. Llamas protect groups of other animals, like sheep. Llamas eat grass, just like sheep and cows. They like people and other animals, so they are great animals to have on a farm.



3 Think! Complete the Venn diagram. Can you add any more facts to the diagram?

have wool	eat grass	have long necks
protect other animals	have short necks	have short legs

Sheep

Llamas

have wool




## Project

### 1 Listen and write T (true) or F (false). 57

- 1 There aren't any horses on Kate's farm. \_\_\_\_\_
- 2 Kate's favorite farm animals are the goats. \_\_\_\_\_
- 3 Kate helps her dad to milk the goats. \_\_\_\_\_
- 4 There aren't any ducks on Kate's farm. \_\_\_\_\_
- 5 There are two llamas on Kate's farm. \_\_\_\_\_

### 2 Project. Make a fact card about an unusual farm animal.





Choose an unusual farm animal and find out about it.



Make a fact card about your animal. Draw and glue pictures. Then write about your animal.

### 3 Present your project.

- 1 What does your animal look like?
- 2 What does it eat?
- 3 Why do farmers keep it?



This is my unusual farm animal. It's a silkworm. It lives on a farm. It's small and ...

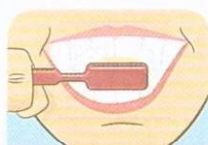


## Lesson One Words

### 1 Listen, point, and repeat. 58



have a shower



brush my teeth



get dressed



have breakfast



brush my hair



get up




catch the bus



walk to school


### 2 Listen and read. 59




**Amy** I have an email from Jim! Jim is our cousin in Australia. He's a jackaroo.

**Max** What's a jackaroo?

**Leo** Jackaroos work on sheep farms.




**Amy** It's a great job! He gets up early every morning. He rides a horse and he looks after the sheep.



**Max** It's dangerous! There are lots of snakes in Australia. Does Jim see a lot of snakes?

**Amy** Yes, he does. Look!



**Leo** Jim is lucky. I want to be a jackaroo.

**Max** I don't! I don't want a dangerous job!



- 1 Listen to the story again and repeat. Act.
- 2 Look and say.

### Let's learn!

I

I **have** breakfast at eight o'clock.

I **don't have** breakfast at seven o'clock.

He / She / It

He **gets** up early.

He **doesn't get** up late.

**Does** he **live** in a big house?

**Yes**, he **does**. **No**, he **doesn't**.

What time **does** he **start** work?

You / We / They

We **catch** the bus.

They **don't catch** the train.

**Do** you **walk** to school?

**Yes**, I **do**. **No**, I **don't**.

What time **do** you **go** to school?

Look at Amy. She wants to be a jackaroo!



But jackaroos get up early every morning. Amy doesn't get up early!

### 3 Read and circle.

1 Billy **get** / **gets** up at seven o'clock.

3 **Do** / **Does** Katie have a shower in the morning?

5 Fred **doesn't** / **don't** walk to school.

2 I **has** / **have** breakfast with my family.

4 My mom and dad **doesn't** / **don't** catch the bus to work.

6 **Do** / **Does** your friends brush their teeth at night?

### 4 Write.



Jack gets up  
(get up) at seven  
o'clock.



Emma \_\_\_\_\_  
(brush) her teeth every  
morning.



Jen and Jo \_\_\_\_\_  
(not catch) the bus  
to school.



Tom \_\_\_\_\_ (have)  
breakfast with his  
family.



# Lesson Three Grammar and Song

## 1 Speaking Ask and answer.

What time does Tom get up?

He gets up at seven thirty.

## 2 Write about Tom.

Tom gets up at seven thirty. He ...

## 3 Listen and sing. 60

## 4 Sing and do.

### My day

I get up early every day,  
I have a shower every day,  
I have my breakfast every day,  
I'm busy all day long.

I catch the school bus every day,  
I have my lessons every day,  
I see my school friends every day,  
I'm busy all day long.

I do my homework every day,  
Then I go outside and play,  
I'm very busy every day,  
I'm busy all day long.



1 Listen, point, and repeat. 61




2 Listen and chant. 62



3 Read the chant again. Circle the words with oy and oi.

4 Match and write.





# Skills Time!

## Lesson Five

### Reading

1 Listen, point, and repeat. 63

first

then

next

finally

every day

on the weekend

2 Look at the text. Where does Ellie live?

3 Listen and read. 64

## Cyber School

Australia is a very big country. A lot of families live on farms. The farms are a long way from towns or cities, so the children don't go to school. They have lessons at home and they talk to their teachers on the Internet. They are students of the Cyber School!



### Ellie, 10

I live on a farm. There isn't a town for 350 miles! That's six hours in the car! So I do Cyber School. I get up early every day. First, I help on the farm. Then, I watch my teachers on the Internet. Next, I do my school work. Finally, I email my work to my teacher. Some of my school friends live 2,000 miles away!

4 Read again and answer the questions.

1 Does Ellie live in a town? No.

3 Does Ellie get up late? \_\_\_\_\_

5 Does Ellie watch her teachers on the Internet? \_\_\_\_\_

2 Does Ellie email her work? \_\_\_\_\_

4 Does Ellie live close to her friends? \_\_\_\_\_


6 Does Ellie see her friends on the weekend? \_\_\_\_\_



## Lesson Six

### Listening

1 Listen and write the numbers. 65



### Speaking

2 Ask and answer about you.

get up    have breakfast    start school  
finish school    have dinner    go to bed

What time do you get up?

I get up at seven thirty.

What time do you have breakfast?

I have breakfast at seven forty-five.

### Writing preparation

**Proper nouns** are names of people or places, and titles of books or films.

**Proper nouns** start with capital letters.

#### Noun

girl  
teacher  
country  
city  
book  
movie

#### Proper noun

Ellie  
Mr. Green  
Thailand  
Chicago  
Family and Friends  
Toy Story

3 Read and circle the proper nouns.

- Ellie lives in Australia.
- Mrs. Smith is my new teacher.
- Carlos is from Mexico.
- My favorite movie is The Incredibles.
- Washington D.C. is the capital city of the U.S.A.
- Helen's favorite movie is Finding Nemo.
- Jen is older than Beth.

Complete the writing task on page 53 of the Workbook.

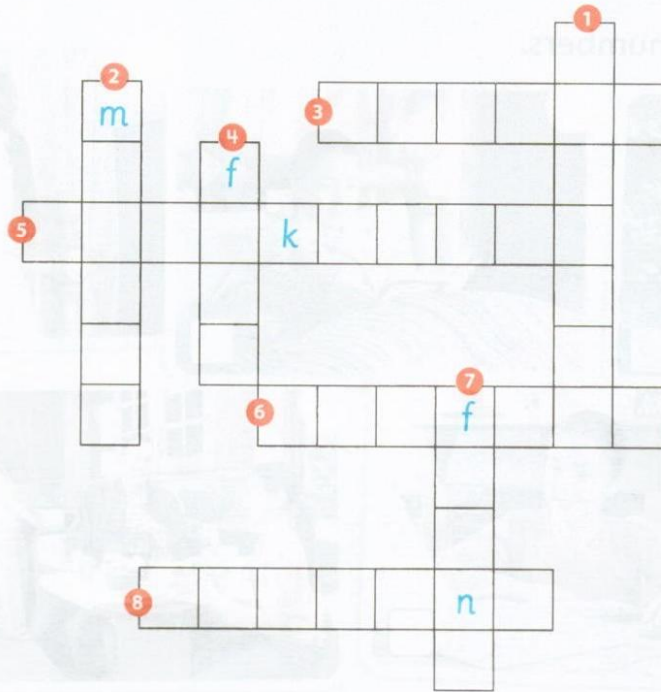
page 53



## Review 2

### 1 Complete the crossword.

Down




Across



### 2 Write the correct words.


zebra kangaroo camel crocodile flamingo lizard



Look at the animals! The <sup>1</sup> lizard is sleeping in the sun. The <sup>2</sup> \_\_\_\_\_ is swimming in the water. The <sup>3</sup> \_\_\_\_\_ is flying. The <sup>4</sup> \_\_\_\_\_ is jumping. Can you see it? The <sup>5</sup> \_\_\_\_\_ is running. It's very fast. The <sup>6</sup> \_\_\_\_\_ is hungry. It's eating.

### 3 Read and circle.

- 1 Dad **is** / isn't reading a book.
- 2 The girls **are** / **aren't** listening to music.
- 3 The boys **are** / **aren't** playing chess.
- 4 Mom **is** / **isn't** watching TV.
- 5 Dad **is** / **isn't** eating an apple.
- 6 The boys **are** / **aren't** listening to music.





4 Match the questions with the answers.

1 Is Tom good at surfing?

☒ d

a Yes, she is. She can play the piano.

2 Are you good at basketball?

☐

b Yes, they are.

3 Is Maria good at music?

☐

c No. I'm terrible at throwing.

4 Are you good at art?

☐

d Yes, he is. He's good at diving, too.

5 Are your friends good at chess?

☐

e No, she isn't.

6 Is Pat good at snorkeling?

☐

f Yes, I'm quite good at painting.

5 Complete the text.

gets

brushes

plays

walks

catches

has

Billy gets up at seven o'clock on Mondays. He <sup>1</sup> has a shower and then he <sup>2</sup> \_\_\_\_\_ dressed. He has breakfast with his family. He always <sup>3</sup> \_\_\_\_\_ his teeth after breakfast. He never <sup>4</sup> \_\_\_\_\_ the bus to school. He always <sup>5</sup> \_\_\_\_\_ to school with his brother. After school, he <sup>6</sup> \_\_\_\_\_ with his friends in the park. Billy loves the park!



6 Read and complete the words.

aw

or

oy

oi



A cat doesn't have hands or feet. It has four p a w s.



Flowers and trees grow in s \_\_\_\_\_ l.



The farmer has a big f \_\_\_\_\_ k.



"What a big y \_\_\_\_\_ n!"  
"Yes, I'm very tired."



My favorite t \_\_\_\_\_ is my new train.



There is \_\_\_\_\_ l in this bottle.



## Lesson One Words

1 Listen, point, and repeat. 66



café



library



museum




playground



shopping mall



sports center



swimming pool



movie theater

2 Listen and read. 67

1

**Mom** What do you want to do today?  
**Holly** Can we go to the shopping mall?  
**Leo** Oh, no!

2

**Amy** Can we go to the playground?  
**Max** But we always go to the playground!

3

**Max** Can we go to the museum?  
**Holly** I don't like museums!  
**Leo** We never want to do the same thing!

4

**Dad** Surprise! I have tickets for the movie theater.  
**Amy & Leo** Great!  
**Max & Holly** Wow, thanks, Dad!  
**Mom** So, now you want to do the same thing!



1 Listen to the story again and repeat. Act.


2 Look and say.

Let's learn!

We **always** go to the sports center.  
I **sometimes** go to the library.  
She **never** goes to the shopping mall.

My birthday is **in** May.  
He plays soccer **on** Fridays.  
We get up **at** eight o'clock.

We always go to the playground on Saturdays.



3 Read and circle.

✓✓ = always

✓ = sometimes

✗ = never



Billy **never** / **always** rides his bike to school.



They **never** / **sometimes** watch TV.



Tom **sometimes** / **always** takes photos.



Mom **sometimes** / **never** listens to music.

4 Write.

on in at

- Emma's birthday is in March.
- I always have lunch at one o'clock.
- Dad never works on Saturdays.
- We sometimes go to the beach in August.
- You never watch TV on Mondays.
- The children always go to bed at nine o'clock.



# Lesson Three Grammar and Song

## 1 Speaking Think of a boy or a girl. Look and say.













✓✓ = always ✓ = sometimes

✗ = never

play soccer

play basketball

play tennis

	Katie	Billy	Ben	Jenny
✓✓				
✓				
✗				

She always plays basketball.  
She sometimes plays soccer.  
She never plays tennis.

It's Katie!

## 2 Write about Billy, Ben, or Jenny.

Katie sometimes plays soccer. She never plays tennis. She ...

## 3 Listen and sing. 68

## 4 Sing and do.


### Come and play with me!

I sometimes play computer games,  
I always ride my bike.

I sometimes watch a DVD,  
I sometimes fly my kite.


I sometimes snorkel in the sea,  
I sometimes read a book.  
I always play my new guitar,  
I never shop or cook.

I sometimes surf the Internet,  
I sometimes watch TV.  
I always have a lot of fun,  
So come and play with me!






1 Listen, point, and repeat. 69



2 Listen and chant. 70



3 Read the chant again. Circle the words with ow and ou.

4 Circle the odd one out.

1 cow house flower

2 clown cow round

3 flower house mouse

4 house clown round

5 Write the words in the correct box.

brown out down clown shout cloud round flower

OW

brown

OU



# Skills Time!


## Lesson Five

### Reading

1 Listen, point, and repeat. 71



play



theater



concert



actor



movie



singer

2 Look at the text. Where can you see the movie?

3 Listen and read. 72

## Monsters University

Monsters University is a comedy movie by Pixar, and now you can watch it on DVD!

The characters in Monsters University are funny monsters. They're 3D computer animations, but real actors play their voices.

In the movie, Mike is a six-year-old monster. He lives in the monster world. One day, he visits a company called Monsters Inc. Lots of monsters work there. The monsters visit the human world at night. They scare children and they use the children's screams to make energy! Mike wants to be a scary monster when he grows up. When Mike is a teenager, he goes to Monsters University to learn how to be scary. He meets Sulley, but they are not friends at first. Sulley is very good at scaring people, but Mike is not very scary at all. One day, Mike and Sulley go to the human world and they can't get back. They work together, and finally go home to the monster world. Now Mike and Sulley are friends. They get jobs at Monsters Inc., and they have fun working together.

Monsters University is very funny, and the actors' voices are fantastic. There's lots of cool music in the film, too. I love the song "Monsters University." The monsters are terrible singers, but the song is great!

Monsters University is lots of fun. Don't miss it!



Carl, aged 9

4 Read again and answer the questions.

1 Do the monsters work in a theater? No

2 Does Mike want to be scary?       

3 Can you see actors in the movie?       

4 Are the monsters good singers?       

5 Do Mike and Sulley like working together in the end?       




6 Is the movie funny?



## Lesson Six

### Listening

1 Listen and write ✓ or x. 73



### Speaking

2 Ask and answer about you.

watching movies / go to the movie theater      listening to music / go to concerts  
playing sports / go to the sports center      reading / go to the library  
shopping / go to the shopping mall

Do you like watching movies?

Yes, I do.

Do you ever go to the movie theater?

Yes, I sometimes go to the movie theater.

### Writing preparation

**Verbs** show actions:

walk read cook

**Adjectives** describe nouns.

big cake old house nice day

**Prepositions** describe place, time, and movement.

on the table at ten o'clock

to school

3 Circle the **verbs** in red, the **adjectives** in blue, and the **prepositions** in green.

- 1 My aunt and uncle live in a big city.
- 2 Jack is riding his new bike to school today.
- 3 I live in a small apartment.
- 4 I swim in the ocean on sunny days.
- 5 School starts at nine o'clock.
- 6 The cake on the table is great.

Complete the writing task on page 61 of the Workbook.

page 61




# Fluency Time! 3




## Everyday English

1 Watch and listen. Read and say. 74



Anna: Oh no! I'm very **bad at** basketball. I'm **terrible at** throwing!  
Tom: Sam's **good at** basketball. Watch him.



Sam: OK, it's my turn now. Watch this, Anna!  
Anna: Look at Sam! He's very **good at** jumping.  
Tom: I know. He's **quite good at** running, too.

2 Watch and listen. Circle the correct words. 75

- 1 Sam is **good** / **terrible** at soccer.
- 2 Tom is **very good** / **very bad** at soccer.
- 3 Tom is **very bad** / **very good** at running.
- 4 Sam is **quite bad** / **quite good** at kicking the ball.

3 **Speaking** Talk with your friend.

skateboarding sailing swimming diving playing chess  
math cooking singing English taking photos



Are you good at swimming?

Yes, I'm quite good at swimming.

Are you good at cooking?

No, I'm bad at cooking.

Are you good at playing chess?


Yes, I'm very good at playing chess.






1 Watch the story again. Act. 

2 Make a poster.



1 Choose a person to write about. Draw or glue pictures of the person on your poster.



2 Write a description of the person.  
Write about what he or she is good at.

3 **Speaking** Ask and answer with your friend.



Who is your poster about?

It's about my cousin.  
Her name is Kate.

How old is she?

She's twelve.

What is she good at?

She's very good at swimming  
and snorkeling, and she's  
quite good at tennis ...












## I'd like a melon!

## Lesson One Words

## 1 Listen, point, and repeat. 76



## 2 Listen and read. 77





1 Listen to the story again and repeat. Act.

2 Look and say.

### Let's learn!

#### countable noun

one melon

two melons

three melons

some melons

#### uncountable noun

some bread

I / You / He / She / It / We / They

I'd like a melon.

We'd like some noodles.

Would you like some cereal?

Yes, please. No, thanks.

I'd like = I would like

Would you like a banana?

No, thanks.

We'd like ice cream!

3 Choose a, an or some. Write the words in the correct boxes.

apple	salad
bread	cookie
fries	egg
rice	water
milkshake	noodles
melon	orange

#### Countable

an apple

#### Uncountable

some salad

4 Write.

a

an

some




Edward would like  
a sandwich.



The children would like  
pastries.



"Would your friends  
like drinks?"




She would like  
apple.



## Lesson Three Grammar and Song

- 1 **Speaking** Think of a boy or a girl. Look and say.



- 2 Write about two people.  
Ollie would like some meat, a melon, and a cucumber.

- 3 Listen and sing. 78 4 Sing and do.




### At the supermarket

I would like some lemons,  
I would like some meat.  
I would like a melon,  
They're very fresh and sweet.

At the supermarket  
We buy things to eat.  
Apples, bread, and cookies,  
Noodles, rice, and meat.

I would like some onions,  
I would like some rice.  
I would like some apples,  
They're healthy and they're nice.





1 Listen, point, and repeat. 79

ld

child



shield



field



lt

belt




quilt



adult



2 Listen and chant. 80



A child and an adult  
Are standing in a field.  
The adult has a quilt.  
The child has a shield.

The quilt is red,  
The shield is gray.  
The adult sits down,  
But the child wants to play.

3 Read the chant again. Circle the words with ld and lt.


4 Match and write.



be



chi



qui



fie



shie



adu

ld

lt

1 belt

2 \_\_\_\_\_

3 \_\_\_\_\_

4 \_\_\_\_\_

5 \_\_\_\_\_

6 \_\_\_\_\_





# Skills Time!

## Lesson Five

### Reading


1 Listen, point, and repeat.  81



2 What food can you see in the pictures below?

3 Listen and read.  82

### My Favorite Dish



Today I want to tell you,  
How to make my favorite dish.  
You need two big potatoes,  
And you need a piece of fish.

You need some milk and butter,  
And you need a lot of cheese.  
You need some salt and pepper,  
And you need some nice fresh peas.

You cook the two potatoes,  
And you mash them in a pot.  
You cook the peas in water,  
And you make them nice and hot.

You cook the fish in milk now,  
And you put it in a dish.  
You take the peas and butter,  
And you mix them with the fish.

You add the mashed potatoes,  
And you put the cheese on top.  
You cook it in the oven,  
When it's brown on top, you stop!

4 Read again and write T (true) or F (false).

1 You need two small potatoes. F

3 You need some butter.    

5 You put the fish in a dish.    

2 You need a piece of meat.    


4 You cook the peas in milk.    

6 You put the cheese on top.



Listening

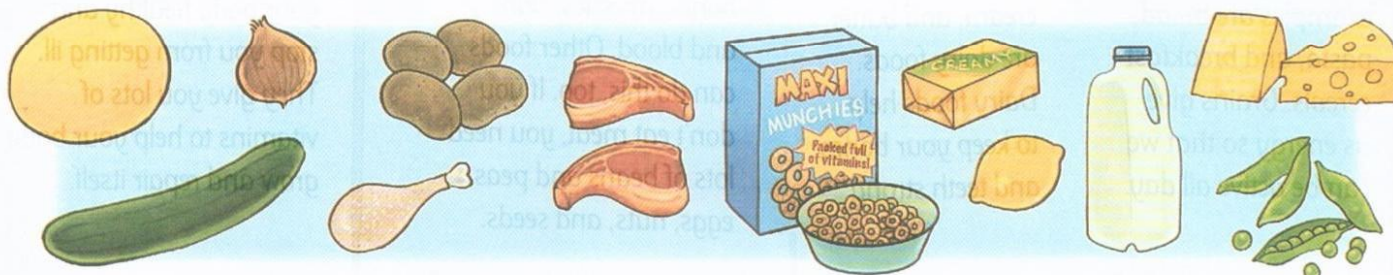
1 Listen and write A or B. 83



1 B 2 \_\_\_\_\_ 3 \_\_\_\_\_ 4 \_\_\_\_\_ 5 \_\_\_\_\_ 6 \_\_\_\_\_

Speaking

2 Look at the pictures. Ask and answer.



What would you like?

I'd like some potatoes, please. And I'd like ...

Writing preparation

We put **adjectives describing size** before **adjectives describing color**.

I can see a big, white bird.

3 Put the words in the correct columns. Then write the sentences.

big green small red pink little tall blue

Size	Color
<u>big</u>	<u>green</u>

- You need two big, red tomatoes. (red / big)
- Mom is wearing a \_\_\_\_\_ hat. (little / pink)
- Look at the \_\_\_\_\_ trees. (green / tall)
- We're sailing in a \_\_\_\_\_ boat. (small / blue)

Complete  
the writing  
task on page  
69 of the  
Workbook.






# Science Time!

## Topic: Health

1 Listen, point, and repeat.  84



2 Listen and read.  85

## Food Groups

### Grains

Foods made from wheat, rice, or other cereal grains are grain foods. Some examples are bread, pasta, and breakfast cereals. Grains give us energy so that we can be active all day.

### Dairy

Milk, yogurt, cheese, cream, and butter are dairy foods. Dairy foods help to keep your bones and teeth strong.

### Meat and fish

Meat, fish, and seafood help you to build healthy bones, muscles, skin, and blood. Other foods can do this, too. If you don't eat meat, you need lots of beans and peas, eggs, nuts, and seeds.

### Fruit and vegetables

Fruit and vegetables keep your body healthy and stop you from getting ill. They give you lots of vitamins to help your body grow and repair itself.



3 **Think!** Write the foods in the correct columns. Add one more food to each column.

butter    ~~lemon~~    bread    hamburgers    potato  
cucumber    melon    chicken    pasta    cheese

Fruit	Vegetables	Grains	Meat / Fish	Dairy
lemon				



## Project

### 1 Listen and check (✓) the foods Nina likes. 86

oranges	<input type="checkbox"/>	milk	<input type="checkbox"/>	carrots	<input type="checkbox"/>
bananas	<input type="checkbox"/>	cereal	<input type="checkbox"/>	chicken	<input type="checkbox"/>
yogurt	<input type="checkbox"/>	fish	<input type="checkbox"/>	peas	<input type="checkbox"/>


### 2 Project. Make a food pyramid.



Draw a food pyramid. Cut out food pictures from magazines or the Internet. Glue them onto the pyramid to show the food groups.




Label the different food groups. Write about your food pyramid.



### 3 Present your project.

- 1 What food groups are in your pyramid?
- 2 What is your favorite food group?
- 3 Which food do you eat every day?



This is my food pyramid. There are lots of different fruit and vegetables.



## Lesson One Words

### 1 Listen, point, and repeat. 87



lake



mountain



waterfall



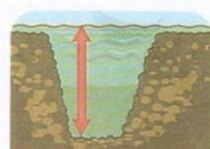
ocean



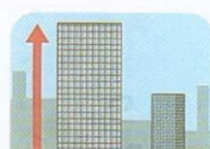
wide



big







deep



high

### 2 Listen and read. 88





- 1 Listen to the story again and repeat. Act.
- 2 Look and say.


### Let's learn!

The Nile is longer **er than** the Volga.  
The Pacific Ocean is wider **er than** the Atlantic Ocean.  
Mexico is bigger **er than** the U.K.

**What's the fastest** animal in the world?

**The fastest** animal in the world is the cheetah.  
The Pacific Ocean is **the widest** ocean in the world.  
Russia is **the biggest** country in the world.


My sandcastle is bigger than your sandcastle, Max!



Look, Amy! My sandcastle is the biggest!

### 3 Read and write T (true) or F (false).

- 1 Tom is the tallest boy. ☒ T
- 2 Colin is faster than Tom. ☐
- 3 Billy is the fastest boy. ☐
- 4 Tom is slower than Colin. ☐
- 5 Billy is taller than Colin. ☐
- 6 Colin is the shortest boy. ☐



### 4 Write.

- 1 The U.S.A. is bigger (big) than Mexico.
- 2 Mount Everest is the highest (high) mountain in the world.
- 3 Cars are faster (fast) than bikes.
- 4 Grapes are smaller (small) than apples.
- 5 Lake Baikal is the deepest (deep) lake in the world.
- 6 Mice are slower (slow) than cheetahs.



## Lesson Three Grammar and Song

### 1 Speaking Ask and answer.

Biggest fruit	Fastest transportation	Tallest animal	Smallest country	Slowest animal
a grape	a car	a cat	the U.K.	a monkey
an apple	a plane	a giraffe	the U.S.A.	a cheetah
a melon	a train	a lion	Australia	a horse

What's the slowest animal?

A monkey!

### 2 Write three sentences.

The slowest animal is a monkey. The ...

### 3 Listen and sing.

### 4 Sing and do.



### My quiz

What's the biggest country?  
Do you know? Do you know?  
What's the highest mountain?


Do you know?  
Listen to my quiz,  
Listen to my quiz and  
Tell me what the answer is!

Do you know? Do you know?  
Do you know what the answer is?

Listen to my quiz,  
Listen to my quiz and  
Tell me what the answer is!

What's the biggest ocean?  
Do you know? Do you know?  
What's the smallest country?

Do you know?  
Listen to my quiz,  
Listen to my quiz and  
Tell me what the answer is!





1 Listen, point, and repeat. 90

nd

hand



pond



nt

plant



tent




mp

lamp



camp



2 Listen and chant. 91



We put up the tent  
At the big, big camp.  
We hear the wind.  
We light the lamp.


We sit by the pond.  
We look at the plants.  
We're happy together,  
Just me and my aunt.

3 Read the chant again. Circle the words with *nd*, *nt*, and *mp*.

4 Circle the end letters *nd*, *nt*, or *mp* below.



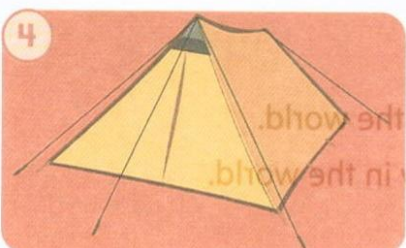
nd nt mp



nd nt mp




nd nt mp



nd nt mp



nd nt mp



nd nt mp



**Lesson Five**

**Reading**

- 1 Listen, point, and repeat.  92



building




country



bridge



river



old



long



- 2 Describe what you can see in the pictures below.

- 3 Listen and read.  93

# World Records


Here are some interesting facts!

These buildings are called the Ġgantija temples. They are more than 5,500 years old! They are the oldest buildings in the world.



The longest bridges in the world are the two bridges over Lake Pontchartrain in the U.S.A. The bridges are nearly 24 miles long. You can't see land from the middle of the bridges!

Russia is the biggest country in the world. It is 6,592,848 square miles! That is 12.5% of the earth's surface! Russia is between Europe and Asia.



The longest river in the world is the Nile. The Nile is more than 4,000 miles long. The Nile flows through nine countries in Africa. The last country is Egypt. From Egypt, it flows into a sea.

- 4 Read again and match the sentence halves.

1 The Ġgantija temples

☒ d

2 Lake Pontchartrain

☐

3 Russia

☐

4 The Nile

☐

a is the longest river in the world.

b is the biggest country in the world.

c is in the U.S.A.

d are the oldest buildings in the world.



## Lesson Six

### Listening

1 Listen and complete the table.  94

Egypt Brazil the U.K. Spain

Country		Egypt		
Biggest lake	Lake Sanabria	Lake Nasser	Loch Neagh	Lake Pátos
Longest river	The Tagus	The Nile	The Severn	The Amazon
Highest mountain	Mount Teide	Mount Catherine	Ben Nevis	Fog Peak

### Speaking

2 Ask and answer. long big high

What's the biggest lake in Spain?

Lake Sanabria.

What's the longest river in Spain?

The Tagus.

What's the highest mountain in Spain?

Mount Teide.

### Writing preparation

Adverbs of frequency tell us how often something happens.

We usually put adverbs of frequency before the verb.

I **always** go to the shopping mall.

I **never** go to the shopping mall.

Some adverbs of frequency can go at the beginning or the end of a sentence.

I **sometimes** go to the shopping mall.

I go to the shopping mall **sometimes**.

**Sometimes** I go to the shopping mall.

3 Are these sentences correct? Write ✓ or X.

1 I always go to Lake Sanabria on vacation. ☒

2 Alison cooks never. ☐

3 You watch DVDs sometimes. ☐

4 The boys play soccer always. ☐

5 Always I go swimming on Saturdays. ☐

6 She sometimes plays chess. ☐

7 They never eat Italian food. ☐

Complete the writing task on page 77 of the Workbook.

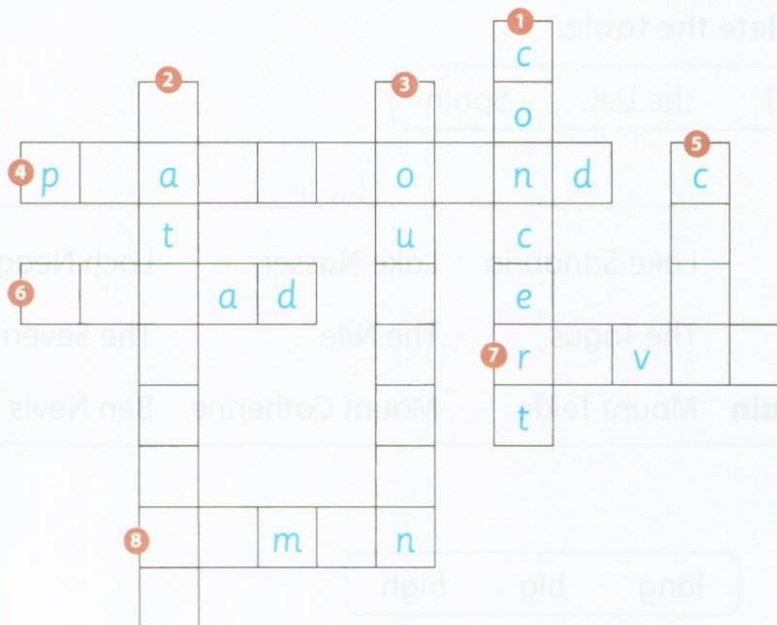
page 77





### Review 3

#### 1 Complete the crossword.

Down



Across



#### 2 Write the correct words.

café library shopping mall sports center movie theater ~~swimming pool~~

Lisa does lots of things on the weekend. She always goes swimming at the <sup>1</sup> swimming pool. She sometimes shops at the <sup>2</sup> \_\_\_\_\_ and she sometimes goes to a movie at the <sup>3</sup> \_\_\_\_\_. She always eats ice cream at the <sup>4</sup> \_\_\_\_\_ with her friends and she sometimes reads books at the <sup>5</sup> \_\_\_\_\_. She always plays tennis at the <sup>6</sup> \_\_\_\_\_, too. Lisa loves weekends!



#### 3 Complete the sentences.

✓✓ = always

✓ = sometimes

✗ = never


- 1 Katie sometimes (✓) eats seafood.
- 2 The boys \_\_\_\_\_ (✗) go to the museum.
- 3 You \_\_\_\_\_ (✓✓) ride your bike to school.
- 4 Jack \_\_\_\_\_ (✓) has fruit after dinner.
- 5 We \_\_\_\_\_ (✓✓) have breakfast in the morning.
- 6 My friends \_\_\_\_\_ (✗) watch movies.



4 Write.

a an some

There is lots of food on the table. There is  
 1 some cereal and there is 2 \_\_\_\_\_  
 onion. There are 3 \_\_\_\_\_ lemons and  
 there is 4 \_\_\_\_\_ cucumber. There is  
 5 \_\_\_\_\_ bread and there is 6 \_\_\_\_\_  
 melon, too.



5 Complete the sentences.

- 1 The monkey is bigger (big) than the mouse.
- 2 The mouse is the \_\_\_\_\_ (small) animal.
- 3 The cheetah is the \_\_\_\_\_ (big) animal.
- 4 The mouse is \_\_\_\_\_ (fast) than the monkey.
- 5 The cheetah is the \_\_\_\_\_ (fast) animal.



6 Read and complete the words.


ld lt nd nt mp



In my yard, there are flowers,  
 trees and pla n t s.




On my pants, I wear a  
 be \_\_\_\_ .




There is a la \_\_\_\_ on the  
 table next to my bed.



There are lots of fish in the  
 po \_\_\_\_ .



I have a red qui \_\_\_\_ on  
 my bed.



The family is having a  
 picnic in the fie \_\_\_\_ .



## In the park!

## Lesson One Words

## 1 Listen, point, and repeat. 95



path



grass



flowers



garbage can



trees



playground




fountain



litter


## 2 Listen and read. 96




**Amy** This is a beautiful park.  
**Max** Yes, it is. I love it here.  
**Holly** Oh, look at the flowers!  
**Leo** Holly, you mustn't pick the flowers.  
**Holly** Oh, OK.



**Holly** Oh, look at the little trees!  
**Max** You mustn't walk on the grass here, Holly.  
 You must walk on the path.  
**Holly** Oh, OK.



**Amy** Holly! Let's play with this ball.  
**Max** No, you mustn't play here.  
**Amy** Well, let's go to the playground. We  
 can play there. Catch the ball, Max!



**Holly** Oh, Max! You mustn't  
 play in the fountain!  
**Max** Ha ha. Very funny.



- 1 Listen to the story again and repeat. Act.
- 2 Look and say.

### Let's learn!

**I / You / He / She / It / We / They**

We **must** do our homework.

They **mustn't** talk in class.

You **must** turn off your cell phone.

You **mustn't** walk on the grass.

mustn't = must **not**

Sometimes "**you**" means everyone.

Max! You must look in front of you!

Yes, Max. You mustn't walk and read your book.

### 3 Read and match.

- 1 You mustn't walk your dog here.
- 2 You must put litter in the garbage can.
- 3 You mustn't take photos here.
- 4 You must be quiet.



### 4 Write.

**must mustn't**

- 1 You mustn't eat here.
- 2 You \_\_\_\_\_ wash your hands.
- 3 You \_\_\_\_\_ turn off your cell phone here.
- 4 You \_\_\_\_\_ swim here.





## Lesson Three Grammar and Song

### 1 Speaking Look and say.

turn off your cell phone    put litter in the garbage can    walk on the grass  
be quiet    walk your dog    wash your hands    take photos    eat here



You must put litter in the bin.

You mustn't walk on the grass.

It's Picture 1!

It's Picture 3!

### 2 Write four sentences.

You must put litter in the garbage can. You ...

### 3 Listen and sing. 97



### 4 Sing and do.

## You must come to the park

Oh, you must come to the park,  
So we can have some fun.  
You must come to the park today,  
And play games in the sun.


Oh, we must walk on the path,  
And we mustn't climb the trees.  
We must throw away our litter,  
Let's keep the park clean, please.

Oh, we must be very good,  
And we mustn't pick the flowers.  
But we can have a lot of fun,  
And play for hours and hours.






1 Listen, point, and repeat. ۹۸




2 Listen and chant. ۹۹



3 Read the chant again. Circle the words with *ai*, *ay*, and *a\_e*.

4 Match and write.





# Skills Time!

## Lesson Five

### Reading

1 Listen, point, and repeat. 100



shout



chase



catch



meet



cross



laugh

2 Describe what's happening in the pictures below.

3 Listen and read. 101

### The Gingerbread Man



One day, an old woman makes a special cookie – a Gingerbread Man. The old woman wants to eat him. But the Gingerbread Man runs and shouts "Run, run, run if you can. You can't catch me! I'm the Gingerbread Man!" The old woman is angry. She chases him.



The Gingerbread Man meets a cat. The cat wants to eat him, but he runs away. He runs to the river. He wants to cross the river but he can't swim.



There is a fox near the river. "I can swim," says the fox. "Sit on my head." The Gingerbread Man sits on the fox's head. The fox starts to swim. "The water is deeper now," says the fox. "You must sit on my nose." The Gingerbread Man sits on the fox's nose. The fox opens its mouth and eats him!

4 Read again and write T (true) or F (false).

- 1 The old woman makes a Gingerbread Man.
- 2 The old woman runs away.
- 3 The Gingerbread Man meets a monkey.
- 4 The cat wants to eat the Gingerbread Man.
- 5 The Gingerbread Man can swim.
- 6 The fox eats the Gingerbread Man.

T

—

—

—

—



—



## Lesson Six

### Listening

1 Listen and write the numbers. 102



### Speaking

2 Look at the pictures. Play the game.

eat      be quiet      turn off your cell phone  
run      put the books on the shelf

You mustn't eat in the library.

It's Picture a!

### Writing preparation

We use **and** / **or** to link two ideas in a sentence.

We use **and** in positive sentences and **or** in negative sentences.

Lisa **likes** apples **and** bananas.

Tim **doesn't** play soccer **or** basketball.

3 Write **and** or **or**.

- 1 The Gingerbread Man doesn't like the woman or the cat.
- 2 I don't walk or ride my bike to school.
- 3 He reads comics and books.
- 4 I have English class and math class on Monday.

Complete the writing task on page 85 of the Workbook.

page 85




## Everyday English

### 1 Watch and listen. Read and say. 103



**Mrs. Jay:** Excuse me. Where's the movie theater?  
**Tom:** It's next to the museum.  
**Mrs. Jay:** Can you tell me the way to the museum, please?  
**Anna:** Sure. Turn left at the post office.



**Mrs. Jay:** OK ... Where's the post office?  
**Tom:** Turn right, then go straight. You can't miss it.  
**Mrs. Jay:** Great! Thanks!


### 2 Watch and listen. Complete the sentences. 104

street library right center


- The woman wants to go to the recreation \_\_\_\_\_.
- The recreation center is next to the \_\_\_\_\_.
- She needs to turn \_\_\_\_\_ at the museum.
- The museum is the oldest building on the \_\_\_\_\_.

### 3 Speaking Talk with your friend.

recreation center (opposite/school ← / ↑) supermarket (next to/post office ↑ / ←)  
 shopping mall (next to/library ↑ / →) movie theater (opposite/library ← / →)

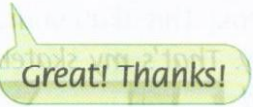






2 Color and cut out your map. Write the name of your island. You can write the names of the places on your map, too.

- ### Speaking





## In the museum

## Lesson One Words

## 1 Listen, point, and repeat. 105



ferry



bus




helicopter




motorcycle



plane



taxi




train




trolley

## 2 Listen and read. 106




**Holly** What's this? Is it a trolley?

**Max** No, it isn't. It's a horse bus. There were horse buses two hundred years ago.



**Amy** Look at these! There were some funny trains one hundred years ago!

**Leo** Wow! There were skateboards fifty years ago! And they were very big!




**Amy** Look at this motorcycle, Leo!

**Leo** Oh, wow! It's so cool!

**Amy** Can you take a photo of me?

**Leo** Sure.



**Max** Leo! That man is looking at your skateboard.

**Man** Wow! Look! This skateboard is fifty years old!

**Leo** No, sorry. That's my skateboard. It's only two years old.



1 Listen to the story again and repeat. Act.

2 Look and say.

### Let's learn!

There **was** a park in our town fifty years ago.

There **wasn't** a shopping mall in our town fifty years ago.

There **were** some funny trains one hundred years ago.

There **weren't** any planes two hundred years ago.

We use these time words when we talk about the past:

**yesterday, last week / year / Monday, (fifty years) ago, then**

We use **lots of** or **some** with "There were."

We use **any** with "There weren't."

In Australia, there were lots of kangaroos.

Wow! Australia is beautiful.

Yes, but we like living here with you!

3 Read and circle.

- 1 There was / **were** a park in our town one hundred years ago.
- 2 There **was** / **were** trains one hundred years ago.
- 3 There **was** / **were** motorcycles ninety years ago.
- 4 There **was** / **were** planes fifty years ago.
- 5 There **was** / **were** a hotel in the town ten years ago.
- 6 There **was** / **were** lots of buses twenty years ago.

4 Write.

**was      were      wasn't      weren't**



- 1 There wasn't a singer at the party last Saturday.
- 2 There \_\_\_\_\_ eight children at the party.
- 3 There \_\_\_\_\_ any flowers in the room.
- 4 There \_\_\_\_\_ a CD player in the room.
- 5 There \_\_\_\_\_ lots of sandwiches at the party.
- 6 There \_\_\_\_\_ a TV in the room.




## Lesson Three Grammar and Song


### 1 Speaking Look and say.

buses motorcycles cars trains planes

#### LONDON



**A** Two hundred years ago



**B** Fifty years ago

There weren't any motorcycles.

It's Picture A!

### 2 Write four sentences.

Two hundred years ago: There weren't any motorcycles. There ...

### 3 Listen and sing. 107



### 4 Sing and do.

#### Our town has a history

Our town has a history,  
It's very old, you know!  
Here's a picture of our town  
Two hundred years ago.

There weren't any buses then,  
And there weren't any trains.  
There weren't any taxis,  
And there weren't any planes.

There were shops and markets then,  
And there were hotels, too.  
There were parks and cafés,  
There was a lot to do!





1 Listen, point, and repeat. 108



2 Listen and chant. 109



3 Read the chant again. Circle the words with ea, ee, and y.

4 Write the words in the correct box.

~~tree~~ teacher family funny week sheep eat please twenty

**ea**

---



---



---

**ee**

tree

---



---



---

**y**

---



---



---



**Lesson Five**

**Reading**

1 Listen, point, and repeat. 110



along



through



in the middle of



at the top of



between



inside

2 Look at the text. How did the Wampanoag people help the English people?



3 Listen and read. 111

# THE FIRST THANKSGIVING

Every fall, Americans eat a big Thanksgiving dinner with their families, but when was the first Thanksgiving?


A long time ago, there were many Native American people in North America. Some of these people were the Wampanoag. They were farmers, fishermen, and hunters. Their home was along the east coast of America, between Massachusetts and Rhode Island.

In the 17th Century, there were lots of people from Europe in America. They were the European settlers. Some of the settlers were from England.



The English people's home was at the top of a hill, in the middle of a large area of land. The English weren't very good at farming, so when it was winter, there wasn't any food. The English were hungry and scared. The Wampanoag people were kind to the English. With the Wampanoags' help, the English were soon good at fishing and farming.

The next year, there was lots of food for everyone and the English asked the Wampanoags to eat with them. This was the first Thanksgiving.



4 Read again and complete the sentences.

hill eat food coast




- 1 The Wampanoag people's home was on the east coast of America.
- 2 The English people's home was at the top of a \_\_\_\_\_.
- 3 When it was winter, there wasn't any \_\_\_\_\_.
- 4 The next year, the English asked the Wampanoag to \_\_\_\_\_ with them.



## Lesson Six

### Listening

1 Listen and write ✓ or X.  112



### Speaking

2 Look at the pictures and say.

farmers   birds   houses   nuts   cows   schools

There were schools.

It's Picture 3!

### Writing preparation

We use **paragraphs** to make a text easier to read. We start a new paragraph for each separate topic in a text.

#### Paragraph 1 = Who were the settlers?

There were lots of European settlers in 17th Century America. The settlers were from lots of different countries. There were Spanish, Dutch, English, and French settlers.

#### Paragraph 2 = What was life like for the settlers?

At first, life in America was very difficult for the settlers. The houses were very small. There were new plants and new animals to learn about. There was lots of work to do.

Complete the writing task on page 93 of the Workbook.

page 93

3 Look at the text on page 92. How many paragraphs can you find?



# Social Studies Time!

## Topic: Transportation

1 Listen, point, and repeat. 113



wings



tail



engine



wheels



cockpit



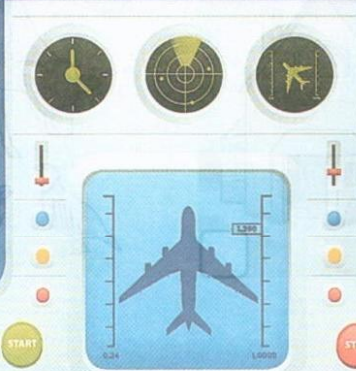
controls

2 Listen and Read. 114

## PLANES ARE BIG AND HEAVY. SO HOW DO THEY FLY?

### Shape

Air helps a plane to fly. A plane must be the right shape for the air to move around it. The plane's body, wings, and tail help the air to move around the plane in the right way.

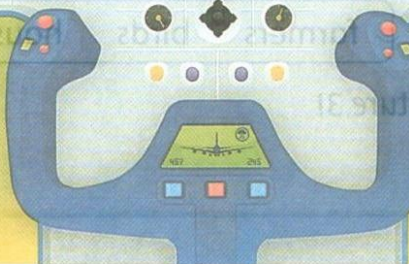


### Engine

The plane's engine gives it the power to take off and fly. The engine burns fuel. This makes heat. The heat pushes gases out of the back of the plane, which makes the plane move forward.

### Materials

We use special metals and plastics to build planes. These materials are very strong and very light. They help the plane to fly quickly and safely.

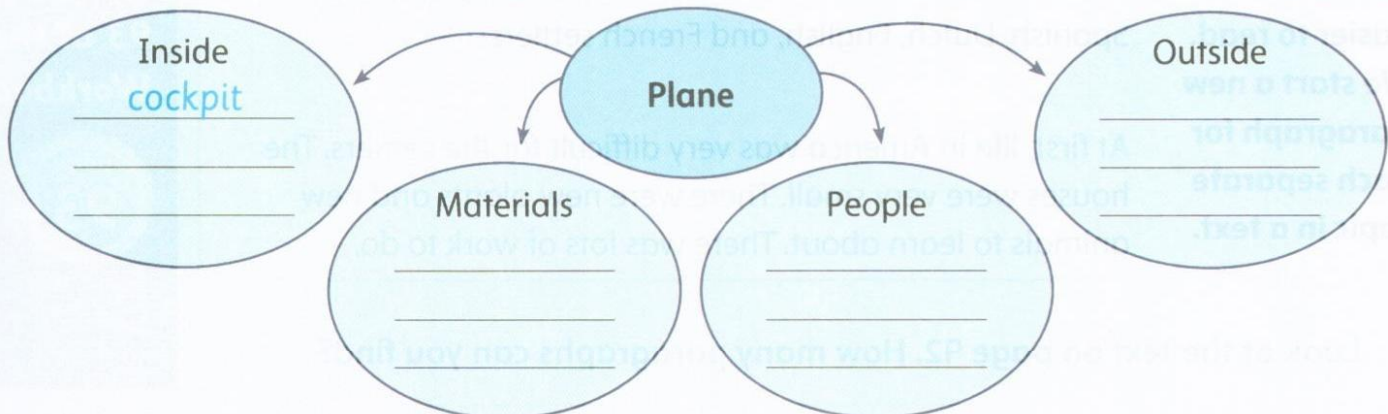


### Controls

The pilot uses lots of controls to fly the plane higher or lower, and faster or slower. The controls are in the cockpit of the plane and the pilot sits here.

3 **Think!** Complete the diagram. Can you add any more words to it?

wings cockpit pilot metal passengers tail plastic engine





## Project

### 1 Listen and complete the sentences with the words in the box. 115

plane train car bike bus


- 1 Becky goes to school by \_\_\_\_\_.
- 2 She goes home from school by \_\_\_\_\_.
- 3 She goes to her grandparents' house by \_\_\_\_\_.
- 4 She goes on vacation by \_\_\_\_\_.
- 5 She goes to the park by \_\_\_\_\_.

### 2 Project. Do a transportation survey. Then make a chart.



How often do you...	Every day	Once a week	Once a month	Once a year
ride a bike	✓✓✓	✓✓		✓
travel by car	✓✓✓✓	✓✓	✓	
catch a bus	✓✓		✓✓	✓
go on a boat			✓	✓
travel by train		✓✓✓	✓	
fly in a plane				✓✓✓


Work in groups. Ask and answer with your friends to complete the survey.



Make a transportation chart. Find or draw pictures of the types of transportation you use. Glue them onto the chart. Write about your group.

### 3 Present your project.

- 1 What's the most popular type of transportation in your group?
- 2 How many students in your group travel by bus every day?
- 3 Do any of the students in your group travel by plane?







## A clever baby!

## Lesson One Words

## 1 Listen, point, and repeat. 116



## 2 Listen and read. 117

1

**Holly** Look, Amy! We have some old photos!  
**Max** This is Dad when he was young.  
**Dad** I'm still young!  
**Amy** Wow! He was handsome then!  
**Dad** I'm still handsome!

2

**Holly** Look! This is Grandma when she was young.  
**Amy** Wow! Grandma was pretty!  
**Grandpa** I think Grandma is still pretty!

3

**Max** Look at this photo of Grandpa!  
**Leo** Wow! He had black hair when he was young.  
**Grandpa** Yes, I have white hair now.

4

**Holly** And this photo is of Max when he was a baby!  
**Amy** Look! He had a book then, too!  
**Leo** He isn't different at all!



- 1 Listen to the story again and repeat. Act.
- 2 Look and say.

Let's learn!

I / He / She / It

He **was** handsome then.

I **wasn't** tall when I was five.

You / We / They

We **were** happy on vacation.


You **weren't** shy when you were six.

I / You / He / She / It / We / They

He **had** black hair when he was young.

You **didn't have** a book when you were a baby.

This is a photo of you when you were a baby.



3 Read and circle.

- 1 They **were** / **weren't** at the park on Sunday.
- 2 It **was** / **wasn't** sunny.
- 3 The ocean **was** / **wasn't** hot.
- 4 The children **were** / **weren't** hungry.
- 5 The baby **was** / **wasn't** happy.
- 6 The sandwiches **were** / **weren't** small.



4 Write.

**had**      **didn't have**



They had pizza for lunch last Friday.



The boys \_\_\_\_\_ a party last weekend.



He \_\_\_\_\_ a guitar lesson yesterday.




The girls \_\_\_\_\_ a picnic last Saturday.



## Lesson Three Grammar and Song


### 1 Speaking Look and say.

long hair short hair short tall shy friendly



2 years old

She had long hair.



8 years old

She was eight years old.

### 2 Write about Helen.

When she was two years old, Helen had short hair. She was short. She was ...

### 3 Listen and sing. 118


### 4 Sing and do.

### When my grandpa was a boy

When my grandpa was a boy,  
He was a lot like me.  
He had a nice apartment,  
And a happy family.

Grandpa was a happy boy,  
And he had lots of friends.  
They had lessons every day,  
And they had fun on weekends.

When my grandpa was a boy,  
He had fun every day.  
He had lots of books to read,  
And lots of games to play.






1 Listen, point, and repeat.  119




2 Listen and chant.  120



3 Read the chant again. Circle the words with *igh*, *y*, and *i\_e*.

4 Match and write.





**Lesson Five**

**Reading**

1 Listen, point, and repeat. 121



2 Describe what you can see in the pictures below.

3 Listen and read. 122

**My Grandma**

When my grandma was a girl,  
 Her eyes were bright and blue.  
 She had long, black, straight hair,  
 Her face was pretty, too.  
 In this photo I can see,  
 What grandma was like then.  
 Grandma was a lot like me,  
 When she was only ten.

Grandma had her wedding day,  
 When she was twenty-two.  
 She was a very pretty bride,  
 The groom was handsome, too.  
 That young groom's my grandpa now,  
 And I am very glad.  
 Next they had a baby boy,  
 That baby was my dad.

Now my grandma's seventy,  
 Her hair is short and gray,  
 She's very cheerful all the time,  
 She's happy every day.  
 She's always nice and generous,  
 I think that you can see,  
 I love my grandma very much,  
 And I know that she loves me.

4 Read again and write T (true) or F (false).

- |  |   |
|--|---|
| 1 Grandma had short hair when she was a girl. <u>F</u> | 2 Grandma was pretty when she was a girl. <u>    </u> |
| 3 Grandma is sixty now. <u>    </u>                    | 4 Grandma is sometimes sad. <u>    </u>               |
| 5 Grandma is never generous. <u>    </u>               | 6 Grandma has gray hair now. <u>    </u>              |




## Lesson Six


### Listening

1 Listen and check (✓). 123

1


☐

☒

2



☐

☐

3


☐

☐

4


☐

☐

### Speaking

2 Look at the pictures. Play the game.

blond hair / brown hair      a red bike / a blue bike  
a big house / a small house      cheerful / sad

He had blond hair when he was a boy.

False! He didn't have blond hair.  
He had brown hair.

### Writing preparation

We use **and** to link two positive ideas.

We use **but** to link a positive and a negative idea.

We use a comma (,) before **but**.

Helen is happy **and** cheerful.

Tom is handsome, **but** he is sad.

3 Write **and** or **but**.

1 My grandma is old, but she is very pretty.

2 Susan is pretty, \_\_\_\_\_ she is mean.

3 Jack is sad, \_\_\_\_\_ he is handsome.

4 You are kind \_\_\_\_\_ generous.

Complete the writing task on page 101 of the Workbook.

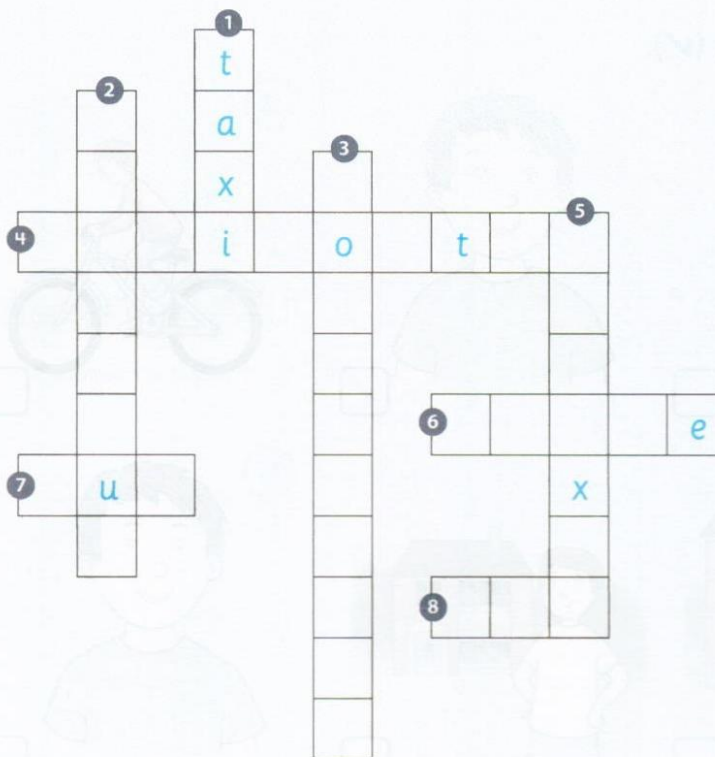




## Review 4

### 1 Complete the crossword.

Down




Across



### 2 Write the correct words.

litter garbage can path grass fountain ~~trees~~

This is a nice park. There are two <sup>1</sup> trees in the park and there are lots of flowers. A woman is standing near a <sup>2</sup> \_\_\_\_\_. A boy is walking on the <sup>3</sup> \_\_\_\_\_ and a girl is walking on the <sup>4</sup> \_\_\_\_\_. A man is cleaning the park. He is taking all the <sup>5</sup> \_\_\_\_\_ and he is putting it in the <sup>6</sup> \_\_\_\_\_. The park is very clean now.



### 3 Write.

must mustn't

## SCHOOL RULES


- |                                     |  |
|-------------------------------------|--|
| 1 You <u>must</u> do your homework. | 2 You _____ put litter in the garbage can.         |
| 3 You _____ shout in the classroom. | 4 You _____ play soccer in classroom.              |
| 5 You _____ help your teacher.      | 6 You _____ ride your bike in the school the yard. |



4 Write.

was were wasn't weren't

This is a photo of our street fifty years ago. There <sup>1</sup> were houses on the street then. There <sup>2</sup> \_\_\_\_\_ any trolleys. There <sup>3</sup> \_\_\_\_\_ cars and motorcycles. There <sup>4</sup> \_\_\_\_\_ a shopping mall, but there <sup>5</sup> \_\_\_\_\_ two shops. There <sup>6</sup> \_\_\_\_\_ a movie theater, too.



5 Write.


had didn't have



- 1 Lisa had short hair when she was a baby.
- 2 She \_\_\_\_\_ long hair.
- 3 She \_\_\_\_\_ a toy car.
- 4 She \_\_\_\_\_ a cell phone.
- 5 She \_\_\_\_\_ a book.
- 6 She \_\_\_\_\_ a bike.

6 Read and complete the words.

ai ay a\_e




All the drinks are on the tray.



There is a lot of ray today. We can't go outside.



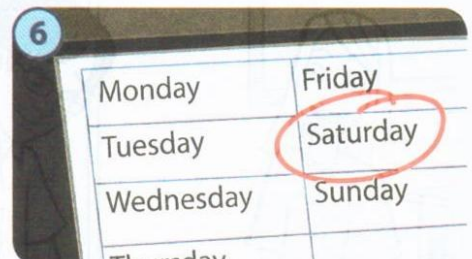
I can run fast. I was the winner in the rac.



My pens and pencils are in my pencil cas.



I play with my train.



Every Saturday, I visit my grandma.



## The Ancient Mayans

## Lesson One Words

## 1 Listen, point, and repeat. 124



start



finish



love



hate



want



use



laugh



live

## 2 Listen and read. 125

1

**Amy** Look, Leo! It's some ancient Mayan writing.

**Max** It's our homework. It's a secret message from our teacher.

**Amy** But we can't read it.

**Max** We can look in my book!

2

**Max** The Mayans lived 2,000 years ago. They used pictures, not words. This is their alphabet.

**Amy** The ... Mayans ... cooked ... good ... food ...

**Max** Bring ... a Mayan ... dish ... to ... school!

**Amy** The Mayans cooked soup. Let's make that!

3

**Amy** It's ready! Let's play!

4

**Amy** Holly! Did you finish our soup?

**Holly** Oh! I'm sorry. I was hungry.

**Max** Oh no! That was our homework!



- 1 Listen to the story again and repeat. Act.
- 2 Look and say.


Let's learn!

I / You / He / She / It / We / They

They **lived** 2,000 years ago.

They **didn't live** in apartments.

didn't = did **not**



- 3 Read and circle.



Ellie **finished** / **didn't finish** her homework last night.



Dad **started** / **didn't start** reading a book yesterday.



The children **loved** / **didn't love** the cake at the party.



He **hated** / **didn't hate** the dinner.

- 4 Write.

A very, very long time ago, people <sup>1</sup> didn't live (not live) in houses. They <sup>2</sup> \_\_\_\_\_ (not cook) in kitchens. They <sup>3</sup> \_\_\_\_\_ (cook) on fires. They <sup>4</sup> \_\_\_\_\_ (not watch) TV and they <sup>5</sup> \_\_\_\_\_ (not listen) to music. Men and women <sup>6</sup> \_\_\_\_\_ (work) and children <sup>7</sup> \_\_\_\_\_ (play) games.











# Lesson Three Grammar and Song

## 1 Speaking Look and say. Write ✓ or X.

watch TV    cook    play the guitar  
listen to music    play soccer

					
You	✓				
Your friend					

I listened to music yesterday.  
I didn't watch TV yesterday. I ...

## 2 Write four sentences about you.

I watched TV yesterday. I didn't play soccer yesterday. I ...

## 3 Listen and sing. 126



## 4 Sing and do.

### My birthday!

I had a great day yesterday!  
I didn't shop or cook,  
I didn't work, I didn't swim.  
I didn't read a book.

I didn't play computer games.  
I didn't go to school.  
I didn't help my mom at home,  
My day was really cool.

It was my birthday yesterday!  
Hurray! Hurray! Hurray!  
I had a party with my friends,  
We sang and danced all day!






1 Listen, point, and repeat. 127



2 Listen and chant. 128



3 Read the chant again. Circle the words with ow, oa, and o\_e.

4 Circle the odd one out.

1 snow soap show slow

2 home bone snow stone

3 soap rope coat boat

4 boat coat goat bone

5 Write the words in the correct box.

show home boat slow coat those goat bone snow

**ow**

show

---



---



---

**oa**

---



---



---

**o\_e**

---



---




---



# Skills Time!

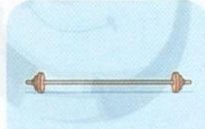
## Lesson Five

### Reading

- 1 Listen, point, and repeat.  129



heavy




light




hard



soft



easy



difficult

- 2 Look at the text below. Who made hammocks?

- 3 Listen and read.  130

## Hammocks


Thousands of years ago, the Mayans used the bark from hamack trees to make a special kind of bed. These beds were hammocks. People used them to sit on or to sleep in. They were light and easy to carry. The Mayans often moved from place to place, and they didn't want to carry heavy things.

The Mayans lived in rainforests. The weather was hot and there were lots of bugs, so it was difficult to sleep.

Hammocks were perfect beds for the Mayans, because they weren't on the ground.

At first, only people in hot countries had hammocks, but then a man called Christopher Columbus took hammocks to Europe. Soon, sailors on ships started to sleep in hammocks, because they were soft and comfortable.

Today, Mayan people in Central America still make hammocks, and people all over the world buy them to use in their back yards or homes.



- 4 Read again and complete the sentences.

heavy    light    soft    easy    difficult    hard

- Hammocks weren't heavy. They were light.
- Hammocks were \_\_\_\_\_ to carry.
- The Mayans moved from place to place, so they didn't want to carry \_\_\_\_\_ things.
- The Mayans did not want to sleep on \_\_\_\_\_ beds.
- It was \_\_\_\_\_ to sleep in hot weather.
- Hammocks were \_\_\_\_\_, so they were comfortable to sleep in.



## Lesson Six

### Listening

1 Listen and write the numbers. 131



### Speaking

2 Look at the pictures. Play the game.

have difficult homework    have a math class    play basketball  
have English class    work for three hours    not know the answers  
start to rain    not have his homework

The boy played basketball.

It's Picture a!

### Writing preparation

### Remember!

In each **paragraph**, there is one **topic**.

3 Match the topics to the paragraphs.

1 Houses

2 Food

3 ~~Jobs~~

4 Children

a **Jobs**

The Mayans lived in Central America 2,000 years ago. They had lots of different jobs. A lot of Mayans were farmers, but there were also artists, architects, and engineers.

b

They lived in small wooden and stone houses. Lots of the houses only had one room.

c

The children worked with their parents and helped at home. Only children from very rich families went to school.

d

The Mayans cooked lots of good food. They cooked corn, beans, meat, and vegetables. They drank hot chocolate, too.

Complete the writing task on page 109 of the Workbook.

page 109




# Fluency Time! 5



## Everyday English

1 Watch and listen. Read and say. 132



Anna: Look! That's Sara. Do you know her?  
Tom: No. But I know that she lives on our street.  
Anna: She's in my class at school.




Tom: What's Sara like? She looks friendly.  
Anna: I think she is friendly. She always smiles and says hello.

2 Watch and listen. Write T (true) or F (false). 133

- 1 Anna knows Bill. \_\_\_\_\_
- 2 Bill always looks cheerful. \_\_\_\_\_
- 3 Lucy looks very worried. \_\_\_\_\_
- 4 Lucy is smart. \_\_\_\_\_

3 **Speaking** Talk with your friend.

friendly	kind	generous	mean	clever
relaxed	cheerful	sad	interesting	shy



Do you know Maria?


Yes, I do. She's in my class.

What's she like? She looks shy.

Yes, I think she is shy.

Is she clever, too?


Yes, she is. She's very clever.





1 Watch the story again. Act. 

2 Make a party scene.




1 Color the party scene. Cut out the party scene and fold along the line to make the floor and the walls. Glue the tabs to the floor.



2 Choose names and faces for the people at your party. Don't tell your partner the names! Color and cut out the people, then glue them in the party scene.

3 **Speaking** Ask and answer with your friend.





## Did you have a good day?

## Lesson One Words

1 Listen, point, and repeat. 134



paint




paintbrush



calculator



lunchbox



dictionary



P.E. clothes



backpack



apron

2 Listen and read. 135

1

**Mom** Did you have a good day?  
**Amy** No! First we had P.E., but I didn't have my P.E. clothes.

2

**Amy** Next, we had math, but I didn't have my calculator.

3

**Amy** Then we had lunch, but I didn't have my lunchbox.  
**Mom** What did you eat?  
**Max** Amy had some of my lunch.

4

**Max** Then we had art and Amy dropped her paint.  
**Amy** The paint went onto my clothes!  
**Mom** But you have an apron for art!  
**Amy** My apron, my calculator, and my P.E. clothes were in my backpack and my backpack was at home.  
**Leo** Amy didn't have her backpack! I don't believe it!



- 1 Listen to the story again and repeat. Act.
- 2 Look and say.

### Let's learn!

I / You / He / She / It / We / They

Did you **have** a good day?

Yes, I **did**. No, I **didn't**.

**What** did you watch last night? A movie.

**Where** did you watch the movie? At home.

**When** did the movie end? At nine o'clock.

Did you like the movie, Max?

What?

Oh, Max! You **didn't** watch the movie!

### 3 Read and circle.

- 1 **What** / **Where** did Jenny paint? A picture of her house.
- 2 **Where** / **When** did you visit your cousins? Last week.
- 3 **Where** / **What** did the boys have a picnic? In the park.
- 4 **What** / **When** did you have for dinner last night? Pizza.
- 5 **What** / **Where** did the girls play tennis? At the playground.
- 6 **Where** / **When** did the children have breakfast today? At seven o'clock.

### 4 Write.



Did he walk to school yesterday?


No, he didn't.



Did they have lunch at school today?



Did she use a calculator?














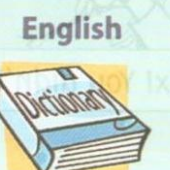









Did he have his P.E. clothes today?



## Lesson Three Grammar and Song

### 1 Speaking Ask and answer.

a calculator    a dictionary    P.E. clothes    a computer    an apron

	MONDAY				
 Katie	 computer 	 art 	 P.E. 	 English 	 math 
	 English 	 math 	 P.E. 	 art 	 computer 

When did Katie have English class?    At one o'clock.

What did Katie use in her English class?    Her dictionary.

### 2 Write two questions and answers.

What did Katie use in her English class? A dictionary.



### 3 Listen and sing. 136

### 4 Sing and do.

#### Did you have a good day?

Did you have a good day at school today?  
Did you paint a picture at school today?  
Did you play a new game at school today?  
Did you have lots of fun?

Did you like your lessons at school today?  
Did you help your teacher at school today?  
Did you have a good day at school today?  
Did you have lots of fun?





1 Listen, point, and repeat. 137

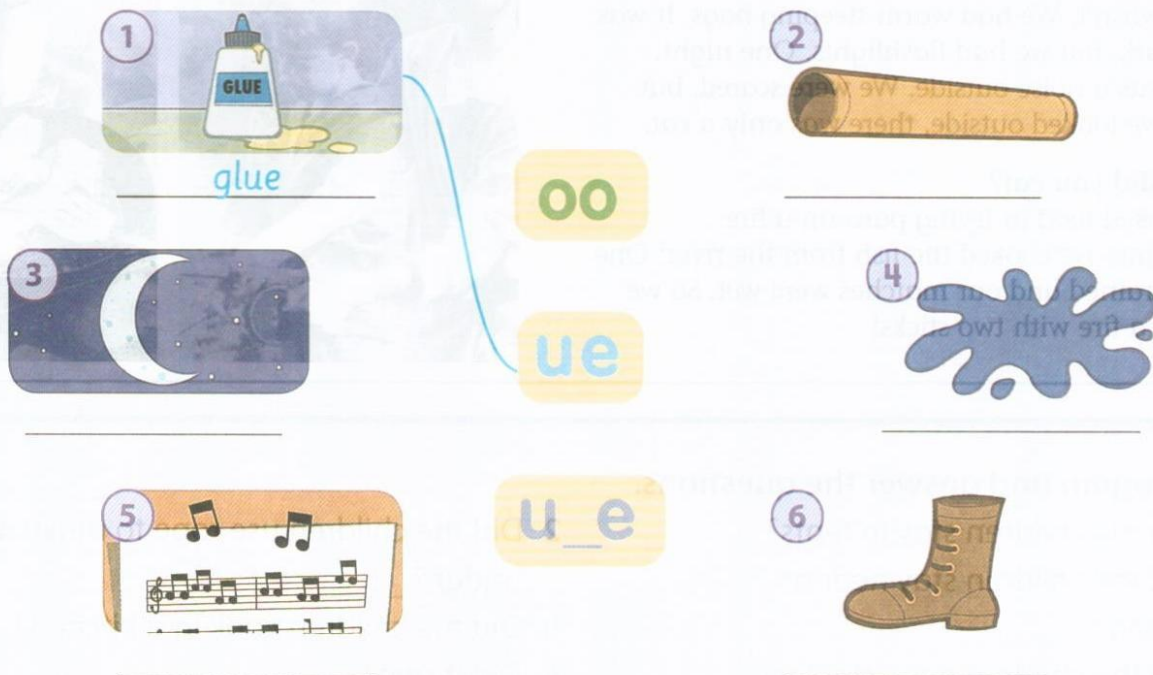


2 Listen and chant. 138



3 Read the chant again. Circle the words with oo, ue, and u\_e.

4 Match and write.





**Lesson Five**

**Reading**

**1 Listen, point, and repeat.** 139



tent



sleeping bag



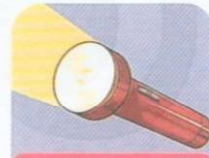
frying pan



matches



rope



flashlight

**2 Describe what you can see in the pictures below.**

**3 Listen and read.** 140

## School Camping Trip

Last month, twenty students from 6th grade were on the school camping trip. TOM WALTERS tells us all about it.

**Where did you stay?**

We stayed in tents near a river. It was fun!

**Did you have classes?**


No, we didn't, but we fished every day and we learned how to make a bridge over the river, too. We used rope and wood.

**Was it cold at night?**

No, it wasn't. We had warm sleeping bags. It was very dark, but we had flashlights. One night, there was a noise outside. We were scared, but when we looked outside, there was only a cat.

**What did you eat?**

We cooked food in frying pans on a fire. Sometimes we cooked the fish from the river! One day, it rained and our matches were wet. So we started a fire with two sticks!



**4 Read again and answer the questions.**

1 Did the children stay in tents? Yes.

3 Did the children stay near a beach? \_\_\_\_\_

5 Did the children have classes? \_\_\_\_\_

2 Did the children use rope to make a bridge? \_\_\_\_\_

4 Did the children cook in a kitchen? \_\_\_\_\_

6 Did it rain? \_\_\_\_\_



Listening

1 Listen and write the numbers. 141



Speaking

2 Look at the pictures. Ask and answer.

have classes      visit his grandma and grandpa  
stay in a tent      cook over a fire  
play volleyball      listen to CDs

Did the boy visit his grandma and grandpa last week?

No, he didn't.

Writing preparation

Remember!

We use **time words** in stories or articles to show the order of events.

1 First    2 Then  
3 Next    4 Finally

3 Number the sentences in the correct order.

Last Tuesday, I was on a school trip. We visited the zoo.

- A ☐ Next, we had lunch in a café at the zoo.  
B ☐ Finally, we painted pictures of our favorite animals.  
C ☒ First, we watched the monkeys and the elephants.  
D ☐ Then, we looked at the penguins and the kangaroos.

Complete the writing task on page 117 of the Workbook.

page 117



# Art Time!

## Topic: What is art?

### 1 Listen, point, and repeat. 142



drawing



painting



gluing



carving



shaping



joining

### 2 Listen and read. 143

## What is art?

Artists make **drawings** by using a pencil or charcoal to draw a picture on a piece of paper or another smooth surface.

Artists make **paintings** by using a paintbrush to paint on a piece of paper, canvas, or other material.

Photographers make **photographs** with cameras. Photographers like to use light and shadow to make their photographs more interesting.

Artists make **collages** by gluing or taping different materials onto a surface to make a picture or pattern. You can use lots of interesting material to make a collage, such as plastic, fabric, metal, or shells.

Sculptors make **sculptures** by carving wood or stone, or by shaping clay. Some sculptors also make sculptures by joining metal, wire, or other materials together to make a shape or figure.

### 3 Think! What do you need to make each piece of art? Write the words under the correct headings. Add one more word to each column.

charcoal glue paintbrush paper camera  
shadow stone canvas clay fabric

Drawing	Painting	Photograph	Collage	Sculpture
charcoal				



## Project

### 1 Listen and match the children to the art forms. 144

1 Lisa

☐

a sculpture

2 Carl

☐

b painting

3 Sara

☐

c photograph

4 Danny

☐

d collage

5 Anna


☐

e drawing


### 2 Project. Make a collage.



Work in pairs. Decide what kind of picture you want your collage to show, then find the materials you need.



Make your collage together. Write about your collage.



This is our ocean collage. There is a crab and a sea horse. There is a turtle and a jellyfish. There are some fish and some plants. They are swimming in the ocean.


We used paper, foil, plastic, wool, and glue to make our collage. We glued them onto a piece of blue paper.

### 3 Present your project.

1 What did you use to make your collage?

2 How did you make your collage?

3 What can you see in your collage?





## Our vacation!

## Lesson One Words

1 Listen, point, and repeat. 145



suitcase



sunscreen



towel



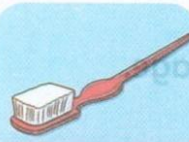
soap



shampoo



hairbrush







toothbrush



toothpaste

2 Listen and read. 146





- 1 Listen to the story again and repeat. Act.
- 2 Look and say.

### Let's learn!

I

I'm **going to** skateboard every day.

Are you **going to** swim in the ocean?  
Yes, I **am**. No, I'm **not**.

He / She / It

He's **going to** play basketball tomorrow.

Is she **going to** visit her cousins tomorrow?  
Yes, she **is**. No, she **isn't**.

We / You / They

We're **going to** have a great vacation.

Are they **going to** swim in the ocean?  
Yes, they **are**. No, they **aren't**.

I'm going to read my book.



Our vacation is going to be great! I'm going to swim in the ocean.

We use these time words with **going to**:  
**tomorrow, soon, later, next week / month / year**

### 3 Read and circle.

- 1 We **is** / **are** going to go on vacation next week.
- 2 I **'m** / **'re** going to take my hairbrush on vacation.
- 3 Mom and Dad **am** / **are** going to buy soap and toothpaste tomorrow.
- 4 Jack **is** / **are** going to put sunscreen on when he goes to the beach.

### 4 Write.

'm 's 're



She's going to make a cake.



They are going to watch a DVD.



I am going to wash the car.



It is going to rain.



## Lesson Three Grammar and Song

### 1 Speaking Ask and answer.

a camera    some sunscreen    a towel    a hat    some soap    some shampoo  
a hairbrush    a swimsuit    a toothbrush    some toothpaste

Emma    Alex    Katie    Tom    Lucy    Billy

Is Emma going to take a camera?    Yes, she is. Is Tom going to take some sunscreen?

No, he isn't. Is Katie going to take a hairbrush?    Yes, she is. Is ...?

### 2 Write about a boy or a girl.

Alex is going to take a towel on vacation. He's ...

### 3 Listen and sing. 147

### 4 Sing and do.

### I'm going to pack my suitcase

I'm going to pack my suitcase,  
I'm going to the station.  
I'm going to have a great time,  
I'm going on vacation!


I'm going to take some sunscreen,  
And also some shampoo.  
I'm going to take my toothbrush,  
And some toothpaste, too.

I'm going to take some photos,  
Of everything I see.  
I'm going to swim and windsurf,  
I'm going to waterski!






1 Listen, point, and repeat. 148



2 Listen and chant. 149




3 Read the chant again. Circle the words with oo.

4 Complete the words. Listen and check. 150



5 Write a word that rhymes.



book \_\_\_\_\_



wood \_\_\_\_\_



# Skills Time!

## Lesson Five

### Reading

1 Listen, point, and repeat.  151

tomorrow

later

tonight

this afternoon

soon

next week

2 Look at the email. Where is Bruno on vacation?

3 Listen and read.  152

Hi Dan,

How are you? I'm having a fantastic time in Barcelona! The weather here is great! It's very hot and sunny.

We went to the amusement park yesterday. I went on all the rides! It was great!

This afternoon, we're going to visit the aquarium. There are lots of amazing sea creatures there. I can't wait to see the sharks! My sister is scared of sharks. She wants to see the penguins. Later, we're going to visit Barcelona Zoo and we're going to watch a dolphin show. I love dolphins!


We're going to have dinner in a restaurant tonight. I want to try seafood!

We're going to visit Montjuïc Castle tomorrow. Then we're going to the beach. My sister wants to windsurf and I want to swim in the ocean.


We're going to fly home next week. I'm going to have lots more cool photos to show you!

See you soon.

Best wishes,  
Bruno



Tibidabo Amusement Park



Barcelona Aquarium

4 Read again and write *T* (true) or *F* (false).

1 Bruno is in London.

F

2 Bruno is going to visit the amusement park this afternoon. \_\_\_\_\_

3 Bruno wants to swim in the ocean tomorrow. \_\_\_\_\_

4 Bruno is going to watch dolphins this afternoon. \_\_\_\_\_

5 Bruno's sister wants to see the sharks. \_\_\_\_\_

6 Bruno's family are going to fly home next week. \_\_\_\_\_



## Lesson Six

### Listening

#### 1 Listen and circle. 153



#### Harry's vacation

Monday	Tuesday	Wednesday	Thursday	Friday
visit the zoo	help my dad	watch TV	watch TV	ride my bike
play soccer	ride my bike	help my dad	visit the zoo	play soccer

### Speaking

#### 2 Ask and answer about you.

ride my bike    watch TV    visit family    do my homework  
 help my mom    play soccer    listen to music    play with my friend  
 read a book    go to the park    write an email    have a music lesson

What are you going to do on Monday?

I'm going to watch TV.

What are you going to do on Tuesday?

I'm going to do my homework.

### Writing preparation

We use these phrases to **start** and **end** an email or letter.

#### Start

Dear ...  
 Hi ...  
 How are you?  
 Thanks for your email.

#### End

Write soon.  
 See you soon.  
 Bye for now.  
 Take care.  
 Best wishes,

Check that your email or letter has clear paragraphs and correct punctuation before you send it.

#### 3 Write S for comments at the Start or E for comments at the End.

1 Write soon. ☒ E

2 Dear Amy. ☐

3 Thanks for your email. ☐

4 How are you? ☐

5 Hi Ben, ☐

6 Take care. ☐

Complete the writing task on page 125 of the Workbook.

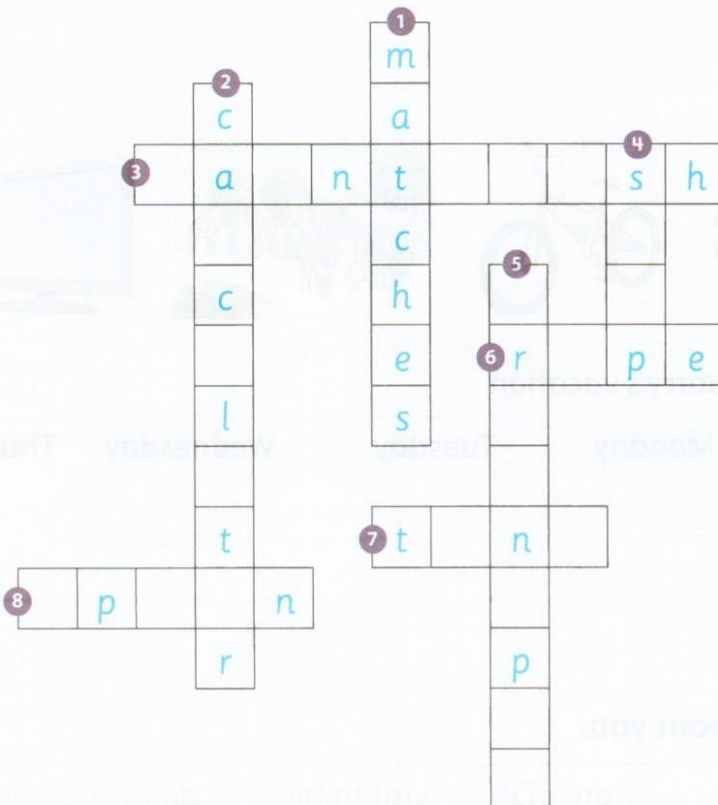


page 125



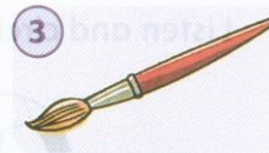
## Review 5

### 1 Complete the crossword.

#### Down



#### Across



### 2 Write the correct words.

toothbrush    sunscreen    towel    shampoo    toothpaste    ~~suitcase~~

Holly is going to go to Florida on vacation. She's putting all her things in her <sup>1</sup> suitcase. She's going to take her <sup>2</sup> \_\_\_\_\_ to use after swimming. She's going to take her <sup>3</sup> \_\_\_\_\_ and <sup>4</sup> \_\_\_\_\_ to brush her teeth. She's going to take some <sup>5</sup> \_\_\_\_\_ to wash her hair. She's going to take some <sup>6</sup> \_\_\_\_\_ because the sun is very hot in Florida.

### 3 Read and circle.


- 1 Mom **listened** / **didn't listen** to music yesterday.
- 2 The girls **played** / **didn't play** a game.
- 3 Dad **cooked** / **didn't cook** dinner.
- 4 The boys **played** / **didn't play** a game.
- 5 Mom **watched** / **didn't watch** TV.
- 6 The girls **listened** / **didn't listen** to music.



Yesterday



4 Write the answers.




Last Saturday

- 1 Did the family stay in the house last Saturday?  
No, they didn't.
- 2 Did Mom work in the yard? \_\_\_\_\_
- 3 Did the girls have a picnic? \_\_\_\_\_
- 4 Did Dad wash the car? \_\_\_\_\_
- 5 Did it rain? \_\_\_\_\_
- 6 Did the boys play volleyball? \_\_\_\_\_

5 Write.

'm 's 're

My family and I are very happy. We <sup>1</sup> 're going to visit our cousins next week. Our cousins live near the beach, so they <sup>2</sup> going to take us to the beach every day. I <sup>3</sup> going to swim in the ocean. My brother doesn't like swimming. He <sup>4</sup> going to play volleyball on the beach. Mom is happy because she <sup>5</sup> going to read her new book. We <sup>6</sup> going to have a great vacation.



6 Read and complete the words.

ue u\_e oo




I like my new teacher at sch o o l.



Can you play a t u n e on the guitar?



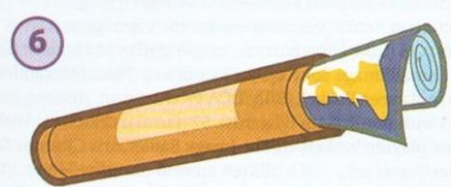
How many r oo ms are in your apartment?



My favorite color is bl ue.



At night, I can see stars and the m oo n.



There is a big poster in the t ab l ee.



**OXFORD**  
UNIVERSITY PRESS

Great Clarendon Street, Oxford, OX2 6DP, United Kingdom

Oxford University Press is a department of the University of Oxford. It furthers the University's objective of excellence in research, scholarship, and education by publishing worldwide. Oxford is a registered trade mark of Oxford University Press in the UK and in certain other countries

© Oxford University Press 2015

The moral rights of the author have been asserted

First published in 2015

2019 2018 2017 2016 2015

10 9 8 7 6 5 4 3 2 1

## No unauthorized photocopying

All rights reserved. No part of this publication may be reproduced, stored in a retrieval system, or transmitted, in any form or by any means, without the prior permission in writing of Oxford University Press, or as expressly permitted by law, by licence or under terms agreed with the appropriate reprographics rights organization. Enquiries concerning reproduction outside the scope of the above should be sent to the ELT Rights Department, Oxford University Press, at the address above

You must not circulate this work in any other form and you must impose this same condition on any acquirer

Links to third party websites are provided by Oxford in good faith and for information only. Oxford disclaims any responsibility for the materials contained in any third party website referenced in this work

ISBN: 978 0 19 481627 4

Printed in China

This book is printed on paper from certified and well-managed sources

## ACKNOWLEDGEMENTS

*Illustrations by:* Adrian Barclay/Beehive Illustration pp.5, 9 (bottom), 10 (top), 17 (bottom), 18 (top), 25 (bottom), 26 (top), 30, 31 (top), 33 (bottom), 34 (top), 41 (bottom), 41 (top), 49 (bottom), 50 (top), 54, 55 (top), 57 (bottom), 58 (top), 65 (bottom), 66 (top), 73 (bottom), 78, 79 (top), 81 (bottom), 82 (top), 89 (bottom), 90, 97 (bottom), 98 (top), 102, 103 (top), 105 (bottom), 106 (top), 113 (bottom), 114 (top), 121, 122 (top), 126, 127 (top); Jared Beckstrand pp.6, 10 (bottom), 18 (bottom), 26 (bottom), 34 (bottom), 42 (bottom), 44 (bottom), 50 (bottom), 58 (bottom), 66 (bottom), 74, 82 (bottom), 106 (bottom), 114 (bottom), 122 (bottom); Kathy Baxendale p.29 (bottom); Simon Clare pp.11, 19, 27, 31 (bottom), 35, 43, 45, 51, 55 (bottom), 59, 67, 75, 79 (bottom), 83, 91, 99, 103 (bottom), 107, 115, 123, 127 (bottom); Steve Cox pp.29 (top), 69, 84, 85, 92 (bottom), 93, 98 (bottom), 101; James Elston pp.4, 9 (top), 16 (bottom), 17 (top), 24 (bottom), 25 (top), 32 (bottom), 33 (top), 40 (bottom), 41 (top), 48 (bottom), 49 (top), 56 (bottom), 57 (top), 64 (bottom), 65 (top), 73 (bottom), 73 (top), 80 (bottom), 81 (top), 88 (bottom), 89 (top), 96 (bottom), 97 (top), 104 (bottom), 105 (top), 112 (bottom), 113 (top), 120 (bottom), 121 (top); Fabiano Fiorin/Milan Illustrations p.125; John Haslam pp.12 (bottom), 13; Andrew Hennessey pp.7, 8, 12 (top), 16 (top), 20, 24 (top), 28, 32 (top), 36, 40 (top), 44 (top), 48 (top), 56 (top), 60, 64 (top), 68, 72 (top), 76, 80 (top), 84, 88 (top), 92 (top), 96 (top), 100, 104 (top), 108, 112 (top), 116, 120 (top); Carl Pearce/Advocate Art pp.37, 109; Dave Russell p.22

*Commissioned photography by:* Graham Alder at MM Studios pp.14 (headshots), 15, 23, 38 (headshots), 39, 47, 62 (headshots), 63, 71, 86 (headshots), 87, 95, 110 (headshots), 111, 119; David Jordan pp.52, 53, 117

*The publisher would like to thank the following for their permission to reproduce photographs and other copyright material:* Alamy pp.21 (Bruno/Art Directors & TRIP), (Mai/Imagebroker), (Ivan/People White Background), (football kit/vario images GmbH & Co.KG), 47 (inga Spence), 100 (bride and groom/ClassicStock), 108 (hammock/Richard Broadwell) 116 (food frying on campfire/imagebroker), 118 (photo of a collage/amana images inc.), (sculpture/David Tomlinson); Corbis p.76 (Lake Pontchartrain causeway/David Frazier); Getty pp.20 (Kelly/Fuse), (Ismail/Image Source/Dan Bannister), (Nuria/Alexander Walter), 21 (Shani/Lauren Burke), (Billy/DCA Productions), (fishing gear/Purestock), 30 (girl with family/Sam Edwards), 52 (farmland/Richard Woldendorp), 61 (boys playing basketball/The Image Bank/Chris Clinton) 76 (Ggantija temples/Travel Ink), 116 (children around campfire/Moretti/Viant), (children fishing/Titus Lacoste), 118 (sticking/Dorling Kindersley), 124 (Tibidabo Carroser/Juergen Stumpe); iStock p.100 (young girl/HultonArchive); Oxford University Press pp.21 (chessboard/Photodisc), (Lisa/Photodisc), (Ting/Gareth Boden), 23 (flags/Hanquan Chen), 24 (bowl of badges/Mark Mason), 47 (silk/Vipula Samarakoon), 61 (boy in library/Comstock), (classical concert/Ted Foxx), 71 (food), 76 (map of Russia/Graphi-Ogre); Rex pp.28 (boy with sticker collection/Jonathan Hordie), 60 (Monsters University/BDG), 108 (girl in hammock/Photodisc); Shutterstock pp.21 (baking ingredients/Sandra Caldwell), (Tina/studio), 22 (Statue of Liberty/Delpixel), (Great Wall of China/

Lu Jinrong), (pyramids Egypt/Kostenko Olga), (koala/Rob d), 36 (dolphins/Willyam Bradberry), (llama/Volodymyr Burdiak), (llama/Heather Goodell), (turkey/Tory Kallman), (girl with dolphin/Kavun Kseniia), (hay bales/Mega Pixel), (chicken/Aksenova Natalya), (sheep/Javi Rocas), (pig/SilvanaR), (cow/TonyV3112), (llama/Anibal Trejo), (field/vladis.studio), 61 (cinema screen pic/Callahan), (shopping mall/shooarts), 70 (carbs/aboikis), (selection of meats/Blue Pig), (selection of dairy products/Olena Gizova), (dairy/indigolotos), (selection of fruits/Thomas Klee), (selection of seafood/Moskwa), (selection of vegetables/Ana Blazic Pavlovic), (fish/Alexander Rath), (selection of carbs/Elena Schweitzer), (fruit and vegetables/Subbotina Anna), (meat/Evlakhov Valeriy), (wooden chopping board/ZaZa Studio), 94 (plane's engine/Ivan Cholakov), (plane's cockpit interior/fongfong), (plane's wheels/Lukas Rebec), (plane wings/SergeyIT), (plane controls close up/Ivan Smuk), (plane's tail/Jordan Tan), 100 (grandmother/Martina Ebel), 118 (painting/Ekaterina Bykova), (carving/CroMary), (collage elements/donatas1205), (painting/Dragon Images), (beach sandcastle/Christopher Elwell), (drawing/Kolett), (brush/Stanislav Popov), (shaping clay/Poznyakov), (pencil drawing/Leyla Siyanova), (joining/Szasz-Fabian Jozsef), (camera/taelove7), (canvas/Horenko), (wood texture/Svetlana Lukienko), 124 (Barcelona Zoo Aquarium/Ugorenkov Aleksandr); Science Photo Library p.76 (River Nile/NASA)

DVD stills courtesy of Oxford University Press Video Department: pp.14, 38, 62, 86, 110



# American Family and Friends


2nd Edition

Supporting all teachers,  
developing every child


Teachers love Family and Friends. The clear structure, fast-paced language syllabus, engaging songs and stories, and comprehensive assessment package make it one of the world's most popular courses for young learners.

- NEW** Fluency Time! sections with functional language to build conversation skills
- NEW** Cross-curricular lessons develop presentation skills and critical thinking
- NEW** Systematic support for differentiated learning
- NEW** Interactive Online Practice and Online Play

## For students




Student Book



Workbook  
with or without  
Online Practice



Online Play




eBooks



Online Practice

DIGITAL PACKAGE


## For teachers



Teacher's Book Plus  
with Fluency DVD, Online Practice, and  
Assessment and Resource CD-ROM & Audio CD



DIGITAL PACKAGE



Oxford iTools  
Digital Classroom Resources

DIGITAL PACKAGE




Class Audio CDs

## Also available



- Grammar Friends ■ Readers
- Oxford Primary Skills: Reading and Writing



Teacher's Resource Pack  
with Story Posters, Phonics Cards, and Flashcards



OXFORD  
UNIVERSITY PRESS

oxfordparents  
Help your child with English

[www.oup.com/elt/oxfordparents](http://www.oup.com/elt/oxfordparents)

SHAPING learning TOGETHER

ISBN 978-0-19-481627-4



9 780194 816274

[www.oup.com/elt/americanfamilyandfriends](http://www.oup.com/elt/americanfamilyandfriends)